



Oct. 24 • 3:30 pm • Baltimore, Md.
M&T Bank Stadium (71,008)
Surface: FieldTurf
Live Stats: umterps.com

Television (ESPN)

Dave LaMont Play-by-Play
 Ray Bentley Color Analyst
 Dawn Davenport Sideline

Radio

Maryland Sports Radio Network

Baltimore flagship 105.7 WLIF-FM; Washington, D.C.,
 flagship ESPN 980 AM; also available on Tuneln
 Johnny Holliday (37th season) Play-by-Play
 Tim Strachan (20th season) Color Analyst
 Scott McBrien Color Analyst

Satellite Radio

Sirius (134), XM (201), SiriusXM (201)

Looking Ahead



IOWA HAWKEYES

Date Saturday, Oct. 31, 2015
 Location Iowa City, Iowa
 Stadium Kinnick Stadium (70,585)
 Kickoff 3:30 pm
 Series Maryland leads, 1-0
 TV ABC/ESPN2

Coaching Staff

Mike Locksley (f) Interim Head Coach
 Keith Dudzinski (f) Defensive Coord./Inside Linebackers
 John Dunn (b) Tight Ends/Recruiting Coordinator
 Keenan McCardell (f) Wide Receivers
 Darrell Perkins (b) Defensive Backs
 Terry Richardson (f) Running Backs
 Greg Studrawa (f) Offensive Line
 Chad Wilt (f) Defensive Line

Graduate Assistants: Colin Bauer, Cody Catalina, A.J.

Reisig and Brock Sickmiller

Key: Booth (b); Field (f)

MARYLAND TERRAPINS



2-4, 0-2 Big Ten
Interim Head Coach: Mike Locksley
Streak: Lost 3

PENN STATE NITTANY LIONS



5-2, 2-1 Big Ten
Head Coach: James Franklin
Streak: Lost 1

WHAT'S INSIDE: Series Notes • Page 3 • Depth Chart • Page 8 • 2015 Statistics • Page 27

OPENING DRIVE

Setting The Stage

After a week of rest courtesy of its bye week, the Maryland football team returns to action this week against Penn State at M&T Bank Stadium in Baltimore, Md., home of the Baltimore Ravens. It is the Terrapins' first game in Baltimore since they defeated West Virginia, 37-0, on Sept. 21, 2013. The Terps will be wearing throwback uniforms modeled around their 1961 threads - commemorating Maryland's first-ever win over Penn State.

By The Numbers

- 1** Newly appointed interim head coach **Mike Locksley** is set to coach his first game for the Terrapins against Penn State. A Washington, D.C. native, Locksley attended Ballou High School and has coached at Maryland for a combined 10 seasons.
- 2** The Terps have won two straight games when a coach has made his head coaching debut (Edsall - 2011, Friedgen - 2001). The largest margin of victory by a coach in his debut was 54 points, when Paul "Bear" Bryant's Terrapins defeated Guilford, 60-6, on Sept. 28, 1945.
- 13** Trailing 19-7 heading into the fourth quarter, Maryland scored 13 unanswered points to defeat Penn State, 20-19, at Beaver Stadium last season. **Brad Craddock** hit a 43-yard field goal to seal the win.
- 170** **Perry Hills** totaled a Maryland quarterback record 170 rushing yards at No. 1 Ohio State on Oct. 10. It is the most by a Big Ten quarterback this season and second-most among Power-5 conference quarterbacks.

Maryland Football in Baltimore

The Maryland football program has a long history of playing "neutral/home" games in Baltimore, dating back to its inaugural season in 1892 when it fell to Johns Hopkins in Clifton Park. The Terps are 27-21-5 all-time in Baltimore, playing 44 of its 53 games at the late Memorial Stadium where they had a 21-18-5 record. The Terps are 3-1 all-time in the current home of the Baltimore Ravens, and have won three straight games at M&T Bank Stadium (2005, 2010, 2013). Maryland is 0-2 against Penn State in Baltimore (1987, 1991) - both games at Memorial Stadium.

umterps.com

MarylandPride.com



[/marylandterrapins](https://www.facebook.com/marylandterrapins)
[/MarylandFootball](https://www.facebook.com/MarylandFootball)



@umterps
 @MarylandPride
 @RandyEdsall



[/marylandathletics](https://www.youtube.com/marylandathletics)
[/MarylandPrideFB](https://www.youtube.com/MarylandPrideFB)



[/marylandterrapins](https://www.instagram.com/marylandterrapins)
[/marylandpride](https://www.instagram.com/marylandpride)

Maryland Schedule

Date	Opponent	Result/Time	TV	Series
Sept. 5	Richmond	W, 50-21	ESPNU	Maryland leads 13-5-1
Sept. 12	Bowling Green	L, 27-48	BTN	Bowling Green leads 1-0
Sept. 19	USF	W, 35-17	ESPNU	Maryland leads 2-0
Sept. 26	at West Virginia	L, 6-45	FS1	West Virginia leads 28-22-2
Oct. 3	#22 Michigan*	L, 0-28	BTN	Michigan leads 4-1
Oct. 10	at #1 Ohio State*	L, 28-49	BTN	Ohio State leads 2-0
Oct. 24	Penn State*%	3:30 p.m.	ESPN	Penn State leads 35-2-1
Oct. 31	at #12 Iowa*	3:30 p.m.	ABC/ESPN2	Maryland leads 1-0
Nov. 7	Wisconsin*	3:30 p.m.	TBA	Wisconsin leads 1-0
Nov. 14	at #7 Michigan State*	TBA	TBA	Michigan State leads 5-1
Nov. 21	Indiana*	TBA	TBA	Indiana leads 2-1
Nov. 28	at Rutgers*	TBA	TBA	Series tied 5-5

%M&T Bank Stadium; All times Eastern; *Big Ten game

GAME 7: MARYLAND vs. PENN STATE

MONDAY	TUESDAY	WEDNESDAY	THURSDAY	FRIDAY	SATURDAY	SUNDAY
OFF	<p>Mike Locksley Press Conference - Noon (Press Box)</p> <p>Player Availability - 12:30 p.m. (Press Box)</p> <p>Mike Locksley Big Ten Coaches Teleconference - 1:12 p.m. (Contact Dustin Semonavick for call-in information) Practice (Closed to Media)</p>	<p>Player Availability - 11:45 a.m. (Press Box)</p> <p>Coord. Availability 11:45 a.m./Noon (Press Box)</p> <p>Practice (Closed to Media)</p> <p>Maryland Football Radio Show - 7 p.m. (Buffalo Wild Wings College Park)</p>	<p>Practice (Closed to Media)</p>	<p>Walk-Thru (Closed to Media)</p>	<p>Game 7 Penn State at Maryland - 3:30 pm (ESPN)</p>	<p>Mike Locksley Teleconference - 4 p.m. (Contact Dustin Semonavick for phone number and access code)</p> <p>Practice (Closed to Media)</p>

Maryland Media Relations

Dustin Semonavick (Primary)

Assistant AD/Football Communications

Emaildustin@umd.edu
Phone301-314-7065 (O)
..... 757-544-8393 (C)

Sean Ellenby (Secondary)

Assistant Director, Athletics Media Relations

Emailsellenby@umd.edu
Phone301-314-8093 (O)
..... 410-409-4734 (C)

Zack Bolno

Sr. Associate AD/Strategic Communications & Media Relations

Emailzbolno@umd.edu
Phone.....301-314-1482 (O)

Important Telephone Numbers

Media Relations Office.....301-314-7064
Capital One Field at Byrd Stad. Press Box301-405-7810
Football Office301-314-7095
Media Relations Fax.....301-314-9094

Interviews

Media interviews with all Maryland players and coaches must be arranged through the Maryland Media Relations Department. Contact **Dustin Semonavick**, assistant athletics director/football communications, at dustin@umd.edu or at 301-314-7065 to arrange interviews with interim head coach Mike Locksley and Maryland players. Members of the media may also contact **Sean Ellenby**, assistant director of media relations, at sellenby@umd.edu or at 301-314-8093 to arrange player interviews.

MEDIA GUIDELINES

Season Practice Policy

Practices, which are normally scheduled for Sunday, Tuesday, Wednesday and Thursday, are closed to the media and public. Friday walk-throughs (home and away) are also closed. Contact Dustin Semonavick for photo and B-roll requests.

Postgame Media Availability

At home, Locksley will address the media in Glazer Auditorium of the Gossett Football Team House. Players will follow Locksley. On the road, Locksley and players will address the media at a designated location. The locker room is closed and interviews are not permitted on the field at the conclusion of any game.

2015 Big Ten Football Coaches Teleconference (Eastern Time)

Pat Fitzgerald, Northwestern	Noon
Jim Harbaugh, Michigan	12:08 p.m.
Paul Chryst, Wisconsin	12:16 p.m.
Mike Riley, Nebraska	12:24 p.m.
Mark Dantonio, Michigan State	12:32 p.m.
Kirk Ferentz, Iowa	12:40 p.m.
Jerry Kill, Minnesota	12:48 p.m.
Kyle Flood, Rutgers	12:56 p.m.
Tim Beckman, Illinois	1:04 p.m.
Mike Locksley, Maryland	1:12 p.m.
Darrell Hazell, Purdue	1:20 p.m.
James Franklin, Penn State	1:28 p.m.
Urban Meyer, Ohio State	1:36 p.m.
Kevin Wilson, Indiana	1:44 p.m.

Parking for Media Availability

Parking will be available on the concourse of Capital One Field at Byrd Stadium. Enter at Gate E, which is located on the North side of Byrd Stadium on Stadium Drive. Turn left and park against the brick walls. The press box in Tyser Tower may be accessed by utilizing elevator 1 on the concourse. The press box is located on the fifth floor.

Credentials

Single-game credential requests should be submitted to Dustin Semonavick (dustin@umd.edu) at least one week prior to the home date. Requests should be submitted at <http://www.sportssystem.com/clients/maryland>. For outlets requesting overnight delivery of credentials, please supply the Maryland Media Relations Department with a FedEx account number.

Social Media

Twitter fan feeds for the athletic department (@umterps) and the football program (@MarylandPride) are available online. Our Facebook home is located at <http://www.facebook.com/marylandterrapins> along with the football program at <http://www.facebook.com/MarylandPride>. On Instagram, you can follow Maryland athletics (/marylandterrapins) and the football program (/MarylandPride) with content also available on YouTube for the athletics department (/marylandathletics) and the football team (/MarylandPrideFB).

collegepressbox.com

Collegepressbox.com is the official media website for NCAA FBS football. Access and download weekly game notes, quotes, statistics, media guides, headshots, logos and more for each conference and its member schools. Login information will be distributed to accredited media or you can apply for a password by sending an e-mail to: password@collegepressbox.com.

PENN STATE: AT A GLANCE

2015 SCHEDULE

Sept. 5	at Temple	L, 10-27
Sept. 12	Buffalo	W, 27-14
Sept. 19	Rutgers *	W, 28-3
Sept. 26	San Diego State	W, 37-21
Oct. 3	Army	W, 20-14
Oct. 10	Indiana *	W, 29-7
Oct. 17	at Ohio State *	L, 10-38
Oct. 24	at Maryland *	3:30 pm
Oct. 31	Illinois *	TBA
Nov. 7	at Northwestern *	TBA
Nov. 21	Michigan *	TBA
Nov. 28	at Michigan State *	TBA

STATISTICAL LEADERS

Rushing	No.	Yds.	Avg.	TD
Saquon Barkley	68	567	8.3	3
Akeel Lynch	53	274	5.2	2

Passing	C-A-I	Pct.	Yds.	Avg.	TD
C. Hackenberg	94-177-2	53.1	1206	172.3	8

Receiving	No.	Yds.	Avg.	TD
Chris Godwin	30	493	16.4	1
DaeSean Hamilton	19	220	11.6	3
Kyle Carter	9	99	11.0	0
Mike Gesicki	9	85	9.4	1

Defense	U-A	Total	Sacks	TFL
Jason Cabinda	20-31	51	2.0-33	1.0-4
Jordan Lucas	24-18	42	1.0-7	3.5-17
Austin Johnson	11-29	40	3.5-34	0.0-0
Marcus Allen	20-18	38	0.0-0	2.0-8

RECORD: 5-2, 2-1 Big Ten

Home: 5-0; Away: 0-2; Neutral: 0-0

- Penn State had its five-game win streak snapped last week against the top-ranked Ohio State Buckeyes, falling 38-10.
- The Nittany Lions are winless on the road this season as they head into Baltimore this weekend.
- The Penn State offensive line has struggled in 2015, allowing a Big Ten-worst 3.43 sacks/g. They are excellent defensively, however, leading the conference and ranking second nationally with 3.86 sacks/g.
- Penn State is coached by James Franklin, who is in his second season at the helm for the Nittany Lions.

SERIES HISTORY:

Maryland vs. Penn State

Maryland trails 2-35-1

Home: 1-11 / Away: 1-22

Neutral: 0-2-1

First Meeting: Nov. 17, 1917 / Away / L, 0-57

Last Meeting: Nov. 1, 2014 / Away / W, 20-19

Most points scored vs. Penn State:

Home: 22 (22-42 loss on Nov. 6, 1973)

Overall & Away: 31 (31-39 loss on Sept. 11, 1982)

Most points given up vs. Penn State:

Overall & Home: 70 (7-70 loss on Oct. 2, 1993)

Away: 63 (27-63 loss on Nov. 6, 1971)

Number of Shutouts:

Maryland: 0, Penn State: 6

Largest Margin of Victory:

(4) 21-17 on Nov. 4, 1961

Largest Margin of Defeat:

(63) 7-70 on Oct. 2, 1993

Year	Site		Final
1917	University Park	L	0-57
1937	University Park	L	14-21
1938	University Park	L	0-33
1939	University Park	L	0-12
1943	College Park	L	0-45
1944	University Park	L	19-34
1960	University Park	L	9-28
1961	College Park	W	21-17
1962	University Park	L	7-23
1963	College Park	L	15-17
1964	University Park	L	9-17
1965	College Park	L	7-19
1966	University Park	L	7-15
1967	College Park	L	3-38
1968	University Park	L	13-57
1969	University Park	L	0-48
1970	College Park	L	0-34
1971	University Park	L	27-63
1972	University Park	L	16-46
1973	College Park	L	22-42
1974	University Park	L	17-24
1975	College Park	L	13-15
1977	University Park	L	9-27
1978	University Park	L	3-27
1979	College Park	L	7-27
1980	College Park	L	10-24
1982	University Park	L	31-39
1984	University Park	L	24-25
1985	College Park	L	18-20
1986	University Park	L	15-17
1987	Baltimore, Md.	L	16-21
1988	University Park	L	10-17
1989	Baltimore, Md.	T	13-13
1990	University Park	L	10-24
1991	Baltimore, Md.	L	7-47
1992	University Park	L	13-49
1993	College Park	L	7-70
2014	University Park	W	20-19

TALE OF THE TAPE

MD	CATEGORY	PSU
24.3	Scoring Offense	23.0
23.0	Scoring Defense	17.7
177.7	Rushing Offense	162.3
163.7	Passing Offense	177.4
341.3	Total Offense	339.7
196.8	Rushing Defense	145.3
260.8	Passing Defense	152.3
457.7	Total Defense	297.6

LEADERS COMPARISON

CATEGORY	MD	PSU
Touchdowns	6 players (2)	2 players (3)
Passing Yards	Hills (146.3)	Hackenberg (172.3)
Passing Eff.	Hills(105.6)	Hackenberg (123.0)
Rushing Yards Avg.	B. Ross (71.8)	Barkley (113.4)
Receiving Yards Avg.	L. Jacobs (37.0)	Godwin (70.4)
Receptions	L. Jacobs (22)	Godwin (30)
Tackles	J. Carter (63)	Cabinda (51)
Sacks	Ngakoue (7.0)	Nassib (11.5)
Interceptions	S. Davis (2)	Reid (2)
Punting Avg.	Pritchard (39.8)	Pasquariello (39.9)
Punt Return Avg.	Likely (22.0)	Thompkins (9.7)
Kickoff Return Avg.	Likely (20.8)	Scott (25.0)
Kicking	Craddock (5/6)	Julius (9/10)

MARYLAND-PENN STATE CONNECTIONS

- Penn State head coach James Franklin served as Maryland's wide receivers coach and recruiting coordinator (2000-04) and as assistant head coach/offensive coordinator/quarterbacks coach (2008-10).
- Penn State senior guard Brian Gala and Maryland's junior running back **Kenneth Goins** and redshirt sophomore fullback **Shane Cockerille** all attended Gilman.
- Coatesville High School produced Penn State sophomore cornerback Daquan Worley and Maryland redshirt freshman linebacker **Tyler Burke**.
- Penn State sophomore linebacker Troy Reeder and Maryland senior offensive lineman **Evan Mulrooney** both went to Salesianum School.
- Penn State junior cornerback Jordan Smith is from Washington D.C. Five Terrapins are from the District.
- Penn State senior cornerback Trevor Williams is from Baltimore along with seven Terps.
- Penn State sophomore punter Robby Liebel and Maryland junior defensive back **Denzel Conyers** are both from St. Petersburg, Fla.
- Tampa, Fla. produced Penn State sophomore cornerback Amari Oruwariye and freshman snapper Nick Cox and Maryland freshman wide receiver **Jahvis Davenport**.
- Penn State freshman defensive end Shareef Miller and senior linebacker Nyeem Wartman-White and Maryland freshman wide receiver **D.J. Moore** all hail from Philadelphia.
- Penn State sophomore punter Daniel Pasquariello and Maryland senior placekicker **Brad Craddock** are countrymen, hailing from Australia.
- There are nine Nittany Lions from the state of Maryland. Fourteen Terps hail from Pennsylvania.

ON THE OFFENSE

On The Offense

TERPS ON THE RUN

- The Maryland rushing attack is averaging 177.7 yards per game, due in large part to its ability to pick up large chunks at a time. Through five games in 2015, the Terps are averaging 5.2 yards per carry.
- Senior **Brandon Ross** became just the 12th player in Maryland history to surpass the 2,000 yard milestone with his 29-yard outing at No. 1 Ohio State on Oct. 10.
- Ross has posted two 100-yard performances this season, posting 150 yards against Richmond and 130 at West Virginia.
- Ross is averaging 5.4 yards per carry.

Maryland Career Rushing List

1. LaMont Jordan (1997-00)	4,147
2. Charlie Wysocki (1978-81)	3,317
...	
7. Davin Meggett (2008-11)	2,411
8. Da'Rel Scott (2007-10)	2,401
9. Louis Carter (1972-74)	2,266
10. Alvin Blount (1983-86)	2,158
11. Willie Joyner (1980-83)	2,140
12. <i>Brandon Ross (2012-)</i>	<i>2,016</i>

YOUTH MOVEMENT

- The Terps have been the beneficiaries of a youth movement at offensive skill positions this season, as four different true freshmen have scored a touchdown: **Avery Edwards, Ty Johnson, D.J. Moore** and **Jahrviss Davenport**.
- It is the first time in Maryland history that four true freshmen have scored a touchdown in the same season.
- Edwards and Moore are tied for the team lead with two touchdown receptions.
- Davenport caught his first career pass against West Virginia and took it 46 yards to the end zone for the touchdown.

O-LINE CONSISTENCY

- Maryland features strong consistency on the offensive line, specifically tackle **Michael Dunn** and guards **Ryan Doyle** and **Andrew Zeller**. The trio has combined for 90 starts over their careers along the offensive line.
- Dunn, a former walk-on, leads the offense with 31 consecutive starts after starting every game since the start of the 2013 season.

By The Numbers

1

Redshirt junior **Levern Jacobs** and sophomore **Taivon Jacobs** are the only receiving tandem in the country (FBS) that are brothers. The pair has combined for 349 receiving yards and three touchdowns this season.

2

Maryland has been strong throughout the season securing the football, fumbling the ball just five times and losing only two. The mark ranks second in the Big Ten Conference (Michigan State - 1) and 11th nationally.

4

Four different true freshmen have scored a touchdown for the Terrapins this season - a program record (**Avery Edwards, Jahrviss Davenport, D.J. Moore, Ty Johnson**). The last time the team had three true freshmen score a touchdown was 2011.

9

Redshirt junior wide receiver **Levern Jacobs** has caught a pass in nine consecutive games that he has played in dating back to Nov. 23, 2013 against Boston College (he missed the 2014 season). He has also caught a pass in 16 of his last 17 games.

12

Senior running back **Brandon Ross** became just the 12th player in Maryland history to rush for 2000 career rushing yards when he posted 29 yards at No. 1 Ohio State on Oct. 10. He needs 125 yards to pass Willie Joyner (1980-83) for 11th on the all-time list.

52

True freshman wide receiver **D.J. Moore** blew past the Ohio State secondary to catch a 52-yard touchdown pass against the top-ranked Buckeyes on Oct. 10. It was the longest reception of Moore's career.

75

Junior quarterback **Perry Hills** totaled most of his 170 rushing yards on a 75-scramper up the heart of the Ohio State defense in the second quarter. It was the longest non-scoring play since Darrius Heyward-Bey caught a 76-yard pass at Clemson on Sept. 27, 2008.

170

Junior quarterback **Perry Hills** rushed 25 times for a program QB record 170 yards in the Terrapins' loss to Ohio State on Oct. 10. It was the most rushing yards by a Maryland player since Da'Rel Scott had 200 yards against East Carolina on Dec. 29, 2010.

308.5

Maryland's offensive linemen weigh an average of 308.5 pounds. The number ranks first in the Big Ten East Division and second overall behind Wisconsin (310.1).

ON THE DEFENSE/SPECIAL TEAMS

By The Numbers

- 3** True freshman punter **Nicolas Pritchard** turned in his best performance of the season against No. 1 Ohio State on Oct. 10, booting three of his six kicks more than 50 yards. His farthest punt went a career-high 55 yards.
- 3.3** Maryland ranks fourth in the Big Ten and ninth nationally with 3.3 sacks/g, totaling 20 through its first four games. The Terps had a season-high six sacks against USF on Sept. 19.
- 6** Despite a string of injuries on the defensive side of the ball to starters, the Maryland secondary has managed to stay in tact through all six games this season. **William Likely, A.J. Hendy, Anthony Nixon** and **Sean Davis** have each started every game for the Terps.
- 7.0** Junior defensive end **Yannick Ngakoue** continues to be a force of will in the opposing team's backfield, notching at least a 0.5 sack in his fifth straight game against No. 1 Ohio State. He now has 7.0 sacks on the season (1.2/g), which ranks third in the Big Ten and sixth nationally.
- 10.5** Sophomore linebacker **Jermaine Carter, Jr.** currently ranks second in the Big Ten with 10.5 tackles/g and solo tackles/g (6.7). Carter had a career-high 14 tackles three weeks ago at West Virginia, and has totaled at least eight tackles in every game.
- 11** Senior safety **Anthony Nixon** led all players with 11 tackles in the Terps' last game at No. 1 Ohio State. It was a season-high for Nixon, and the most in a single-game since he had 12 tackles against Virginia on Oct. 12, 2013.
- 16** Junior defensive end **Yannick Ngakoue** has posted a TFL in five consecutive games and currently shares the team lead with 7.0 overall. He ranks 16th in Maryland history with 25.0 career TFL and will pass Jeremy Navarre (2005-08) with his next TFL.
- 34.0** The Maryland defense has totaled 34.0 tackles for loss over its last four games, including a season-high 11.0 tackles for loss versus USF on Sept. 19.
- 665** Junior cornerback and return specialist **William Likely** has totaled a national-best 665 return yards (kick & punt) this season. He currently leads the nation with two punt returns for touchdown and is second in the country with 22.0 yards per punt return.

On The Defense/Special Teams

GETTING TO THE QB

- The Maryland defense has racked up 20.0 sacks through its first six games, ranking fourth in the conference and ninth nationally.
- The Terps totaled 6.0 sacks against USF - the most since notching 7.0 against Virginia Tech on Nov. 17, 2013.
- Junior defensive end **Yannick Ngakoue** is sixth nationally and third in the Big Ten with 1.2 sacks/g, posting 7.0 so far on the season.
- Ngakoue totaled three of his sacks against Bowling Green on Sept. 12 - a career-high.

TACKLE MACHINES

- Sophomore linebacker **Jermaine Carter, Jr.**, and senior cornerback **Sean Davis** are the third-best tackling duo in the Big Ten Conference, combining for 111 tackles through six games.
- Carter ranks second in the Big Ten Conference with 10.5 tackles/g, trailing only Rutgers' Steve Longa (11.0/g). Carter was bolstered by a 14-tackle performance at West Virginia two weeks ago.
- Carter also ranks second in the Big Ten with 6.7 solo stops per game.
- Davis is third in the Big Ten with 6.2 solo tackles per game.

EXPERIENCED SECONDARY

- Maryland's secondary has tremendous experience, featuring five players that have combined for 118 career starts: **Sean Davis, A.J. Hendy, Alvin Hill, William Likely** and **Anthony Nixon**.
- **William Likely** ranks fifth in the Big Ten with 1.3 pass breakups/game.
- **Sean Davis** is second in the nation with four forced fumbles, having posted one in four of the first six games this season. He also intercepted two passes against USF.

IT'S GOOD

- Reigning Lou Groza Award winner **Brad Craddock** has made 5-of-6 field goal attempts this season.

Highest Field Goal Pct. - Maryland Career

No.	Name (Years)	Pct.
1.	Brad Craddock (2012-Pres.)	.817 (54 of 66)
2.	Joe O'Donnell (1994-96)	.778 (28 of 36)
3.	Nick Novak (2001-04)	.748 (80 of 107)
4.	Dan Plocki (1985-88)	.746 (47 of 63)
5.	Dan DeArmas (1988-1991)	.744 (32 of 43)



"Maryland has one of the most formidable return games in the country and that is because of William Likely." - Dan Dierdorf, College Football Analyst

A Likely Story

After standout freshman and sophomore seasons in College Park, many wondered what junior cornerback and return specialist **William Likely** would do for an encore as a junior in 2015. He quickly answered, gobbling up a Big Ten record 233 punt return yards in the season-opener against Richmond before running back his second punt return for a touchdown in as many weeks against Bowling Green. Likely has 374 punt return yards through six games, placing him sixth on the program's single-season chart. He was named Big Ten Specialist of the Week for his efforts against Richmond, and has twice been named to the Paul Hornung Honor Roll (Week 1, Week 3).

Likely's Maryland records:

- Single-game punt return yards (233 vs. Richmond, 9/5/15) - also a Big Ten record
- Single-season interception return yards (170 - 2014)
- Single-season interceptions returned for TD (2 - 2014)
- Single-game kickoff return yards (228 vs. Michigan State, 11/15/14)
- Co-single-season yards per kick return (31.0, 2014)
- Co-longest kickoff return (100 yds vs. Stanford, 12/30/14)
- Career yards per punt return (15.5), 2013-pres.)

In Maryland History...

Kickoff Returns

Kickoff Return Yards - Career	
1. Torrey Smith, 2008-10	2893
2. Keeta Covington, 1983-86	1520
3. William Likely, 2013-pres.	1516
4. Larry Marshall, 1969-71	1507
5. Stefon Diggs, 2012-14	1472

Kickoff Return Yards - Game	
1. William Likely vs. Mich. State, 2014	228
2. Torrey Smith vs. NC State, 2009	204
3. Torrey Smith vs. Wake Forest, 2009	194
4. Torrey Smith vs. California, 2009	187
5. Allen Williams vs. Penn State, 1993	182

Kickoff Return Yard Avg. - Season	
1. William Likely (So.), 2014	31.00
John Schultz (Sr.), 1975	31.00
3. Stefon Diggs (Fr.), 2012	28.52
4. Josh Wilson (Sr.), 2006	27.30
5. Lewis Sanders (Jr.), 1999	26.78

Yards per Kickoff Return - Career	
1. Tom Brown, 1960-62	26.24
2. William Likely, 2013-pres.	26.14
3. Stefon Diggs, 2012-14	25.82
4. Tom Quander, 1981-82	25.50
5. Bob Shemonski, 1949-51	24.81

Punt Returns

Punt Returns for TD - Career	
1. Steve Suter, 2001-04	6
2. William Likely, 2013-pres.	4
3. Bob Smith, 1972-74	3
4. Tony Logan, 2008-11	2
Jermaine Lewis, 1992-95	2
Ronnie Waller, 1951-54	2

Punt Return Yards - Single Game	
1. William Likely vs. Richmond, 9/5/2015	233
2. Bob Shemonski vs. NC State, 10/21/1950	146
3. Steve Suter vs. West Virginia, 10/5/2002	142
4. Tony Logan vs. FIU, 9/25/2010	135
5. Tony Logan vs. Morgan State, 9/11/2010	128

Interceptions

Interception Return Yards - Season	
1. William Likely (So.), 2014	170
2. Alex Wujciak (Jr.), 2009	152
3. Joe Horning (Fr.), 1951	147
4. Frank Tamburello (So.), 1954	140
5. Cliff Crosby (Sr.), 1998	133

Interception Returns for TD - Career	
1. William Likely, 2013-pres.	2
A.J. Hendy, 2011-pres.	2
Tied with five others, including Domonique Foxworth (2001-04)	

Preseason Honors

Brad Craddock, K

Lou Groza Award Watch List	
Second Team All-American	Sports Illustrated
Second Team All-American	Athlon Sports
Second Team All-American	Phil Steele
Second Team All-American	Sporting News
First Team All-Big Ten	ESPN
First Team All-Big Ten	Phil Steele
First Team All-Big Ten	Athlon Sports

Sean Davis, CB

Second Team All-Big Ten Defense	Phil Steele
---------------------------------	-------------

William Likely, DB

Nagurski Trophy Watch List	
Bednarik Award Watch List	
Hornung Award Watch List	
Thorpe Award Watch List	
Third Team All-American Defense	Athlon Sports
First Team All-Big Ten Defense	Phil Steele
First Team All-Big Ten Defense	Athlon Sports
First Team All-Big Ten Defense	ESPN
Third Team All-Big Ten KR	Phil Steele
Third Team All-Big Ten PR	Athlon Sports
Fourth Team All-Big Ten PR	Phil Steele
Fourth Team All-Big Ten KR	Athlon Sports

Yannick Ngakoue, LB

Butkus Award Watch List	
Second Team All-Big Ten Defense	Athlon Sports
Fourth Team All-Big Ten Defense	Phil Steele

Andrew Zeller, OL

Fourth Team All-Big Ten Offense	Phil Steele
---------------------------------	-------------

2015 SCORING DRIVES

Maryland 2015 Scoring Drives

Opp.	Plays	Yards	TOP	Result	Qrt.	Time	Scoring Play	QB
RICH	8	38	2:54	FG	1	12:06	Craddock 34 yd FG	Hills
RICH	4	23	1:49	TD	1	6:14	L. Jacobs 23 yd rec	Hills
RICH	9	47	3:06	FG	2	12:34	Craddock 31 yd FG	Hills
RICH	12	63	6:25	FG	2	4:10	Craddock 30 yd FG	Hills
RICH	4	46	0:54	TD	2	1:00	Culmer 37 yd rec	Hills
RICH	4	64	1:41	TD	3	12:12	B. Ross 21 yd run	Hills
RICH	10	57	4:30	TD	4	12:55	Brown 1 yd run	Hills
RICH	0	0	0:00	TD	4	10:30	Likely 67 yd punt return	-
RICH	6	40	2:18	TD	4	3:04	Johnson 2 yd run	Rowe
BG	8	52	2:15	FG	1	12:45	Craddock 41 yd FG	Hills
BG	0	0	0:00	TD	1	0:00	Likely 85 yd punt return	-
BG	7	47	4:07	FG	2	7:52	Craddock 23 yd FG	Hills
BG	3	47	1:22	TD	3	10:47	D.J. Moore 42 yd rec	Hills
BG	8	75	1:57	TD	4	12:30	L. Jacobs 22 yd rec	Hills
USF	8	59	3:51	TD	1	8:44	Goins 1 yd rec	Rowe
USF	3	71	0:44	TD	1	0:00	T. Jacobs 70 yd rec	Rowe
USF	5	66	0:42	TD	2	0:10	B. Ross 4 yd run	Rowe
USF	5	37	1:36	TD	3	13:15	Edwards 12 yd rec	Rowe
USF	3	17	0:39	TD	4	10:06	Edwards 22 yd rec	Rowe
WVU	3	75	1:03	TD	4	11:45	Davenport 46 yd rec	Garman
OSU	7	82	2:21	TD	1	10:52	Moore 52 yd rec	Hills
OSU	2	73	0:29	TD	2	0:43	Hills 3 yd run	Hills
OSU	9	69	3:43	TD	3	11:17	Hills 4 yd run	Hills
OSU	6	47	1:33	TD	4	0:55	Brown 1 yd run	Hills

OUT FOR THE SEASON - INJURY

LB	Abner Logan, Jr.	Preseason
DL	Malik Jones, Soph.	Preseason
OL	Mike Minter, Soph.	Week 3
DB	Antwaine Carter, Soph.	Week 3
DL	David Shaw, Soph.	Week 4
LB	Jefferson Ashiru, Sr.	Week 5

2015 Game Honors

Game Captains

Opp.	Offense	Defense	Special Teams
RICH	R. Doyle	W. Likely	B. Craddock
BG	B. Ross	A. Nixon	J. Carter
USF	E. Mulrooney	A. Nixon	A.J. Hendy
WVU	M. Dunn	W. Likely	B. Craddock
MICH	R. Doyle	A. Nixon	B. Craddock
OSU	P. Hills	J. Carter	P.J. Gallo

Game Balls

Opp.	Offense	Defense	Special Teams
RICH	B. Ross	J. Carter	W. Likely
USF	T. Jacobs	R. Braglio	T. Johnson

Flag Bearers

Opp.	American	Maryland
RICH	Q. Jefferson	M. Dunn
BG	R. Doyle	W. Brown
USF	A. Thompson	T. Johnson
WVU	A. Etta-Tawo	J. Carter
MICH	W. Brown	A.J. Hendy
OSU	A. Thompson	D. Prince

Scout Team Players of the Week

Opp.	Offense	Defense	Special Teams
RICH	Z. Morton	M. Collins	M. Smith
BG	G. Shaffer	M. Keihn	M. Barry-Pollock
USF	J. Dulaney	J. Woods	G. Little
WVU	J. Bekoue	N. Egbuaba	M. Gillespie
MICH	J. Marchese	N. Egbuaba	M. Cornwell
OSU	G. Shaffer	K. Howard	Z. Morton

DEPTH CHART

(as of October 18, 2015)

OFFENSE

WR	1	D.J. Moore	5-11	205	Fr.-HS
	84	Amba Etta-Tawo	6-1	200	Jr.-2V
WR	8	Levern Jacobs	5-11	188	RJr.-2V
	13	DeAndre Lane	5-7	175	Jr.-SQ
WR	12	Taivon Jacobs	5-9	160	So.-SQ
	83	Malcolm Culmer	5-11	185	Jr.-2V
TE	48	Derrick Hayward	6-5	240	So.-1V
	88	P.J. Gallo	6-2	250	Jr.-2V
T	76	Michael Dunn	6-5	300	Jr.-2V
	75	Derwin Gray	6-5	328	RFr.-RS
G	55	Ryan Doyle	6-4	307	Sr.-2V
	60	Stephen Grommer	6-4	309	Sr.-SQ
C	50	Evan Mulrooney	6-3	300	Sr.-2V
	64	Brendan Moore	6-3	295	RFr.-RS
G	66	Andrew Zeller	6-5	316	Sr.-3V
	79	Maurice Shelton	6-3	304	Jr.-SQ
T	58	Damian Prince	6-3	328	RFr.-RS
	54	JaJuan Dulaney	6-3	302	So.-SQ
RB	45	Brandon Ross	5-10	210	Sr.-3V
	5	Wes Brown	6-0	210	Jr.-1V
FB	30	Kenneth Goins, Jr.	5-9	233	Jr.-2V
	33	Andrew Stefanelli	5-9	244	Jr.-SQ
QB	11 (d)	Perry Hills	6-2	210	Jr.-1V
	2 (d)	Shane Cockerille	6-2	235	So.-RS
-or-	7 (d)	Caleb Rowe	6-3	220	R Jr.-2V

SPECIALISTS

K	15	Brad Craddock	6-1	195	Sr.-3V
	3 (d)	Adam Greene	5-11	185	So.-RS
P	95 (d)	Nicolas Pritchard	5-10	220	Fr.-HS
	38 (d)	Lee Shrader	6-1	215	RFr.-RS
LS	56 (d)	Nate Adams	6-1	216	So.-1V
	59 (d)	Christian Carpenter	5-11	217	Jr.-2V
H	7 (d)	Caleb Rowe	6-3	220	R Jr.-2V
	95 (d)	Nicolas Pritchard	5-10	220	Fr.-HS

DEFENSE

END	41	Jesse Aniebonam	6-4	248	So.-1V
	92	Chandler Burkett	6-3	240	So.-SQ
DT	95 (d)	Azubuike Ukandu	6-0	306	Jr.-SQ
	57	Kingsley Opara	6-3	305	So.-SQ
DT	99	Quinton Jefferson	6-3	289	RJr.-2V
	39	Cavon Walker	6-2	260	Jr.-1V
END	7 (d)	Yannick Ngakoue	6-2	255	Jr.-2V
	96	Brett Kulka	6-4	256	Fr.-RS
SAM	37	Avery Thompson	6-2	228	Sr.-3V
	11 (d)	Denzel Conyers	6-3	212	Jr.-RS
MIKE	23	Jermaine Carter, Jr.	6-0	240	So.-1V
	9	Tyler Burke	6-3	245	Fr.-RS
WILL	43	Jalen Brooks	6-1	232	So.-1V
	22	Isaiah Davis	6-1	225	Fr.-HS
CB	4 (d)	William Likely	5-7	175	Jr.-2V
	26	Darnell Savage, Jr.	5-10	192	Fr.-HS
S	19	A.J. Hendy	6-0	208	RSr.-3V
	27	Alvin Hill	5-11	200	Sr.-2V
S	20	Anthony Nixon	6-1	205	Sr.-3V
	17	Josh Woods	6-1	202	So.-1V
CB	21	Sean Davis	6-1	202	Sr.-3V
	32	Jarrett Ross	5-9	205	Jr.-2V

PR	4 (d)	William Likely	5-7	175	Jr.-2V
	13	DeAndre Lane	5-7	175	Jr.-SQ
KR	4 (d)	William Likely	5-7	175	Jr.-2V
	12	Taivon Jacobs	5-9	165	So.-SQ

CAREER START CHART

OFFENSE

Player	'12	'13	'14	'15	Streak	Career
Brown	2	-	3	0	-	5
Cockerille	-	-	0	1	-	1
Culmer	-	4	0	1	-	5
Doyle	0	13	10	6	6	29
Dunn	-	13	13	6	32	32
Edwards	-	-	-	1	1	1
Etta-Tawo	-	6	6	2	-	14
Gallo	-	0	2	1	-	3
Goins	-	4	4	2	-	10
Hayward	-	-	2	2	-	4
Hills	7	-	0	3	1	10
Isaacs	-	1	3	0	-	4
Jacobs, L.	2	4	-	5	3	11
Jacobs, T.	-	-	1	4	4	5
Minter	-	-	0	3	-	3
Moore, D.J.	-	-	-	4	4	4
Mulrooney	5	-	-	6	6	11
Prince	-	-	-	3	3	3
Ross, B.	5	12	9	6	6	32
Rowe	1	2	0	3	-	8
Zeller	3	4	13	6	23	26

DEFENSE

Player	'12	'13	'14	'15	Streak	Career
Aniebonam	-	-	0	2	1	2
Ashiru	1*	10*	8*	5	5	24
Braglio	-	1	1	4	-	6
Brooks	-	-	4	6	10	10
Carter, J.	-	-	0	6	6	6
S. Davis	2	13	13	6	32	34
Hendy	3-0	3	-	6	6	12
Hill	1	2	4	0	-	7
Jefferson	0	13	3	6	6	22
Likely	-	11	13	6	29	30
Logan	-	3	0	-	-	3
Ngakoue	-	0	11	6	7	17
Nixon	5	11	13	6	23	35
Shaw	-	-	1	4	-	5
Ukandu	-	0	0	2	2	2

SPECIAL TEAMS

Player	'12	'13	'14	'15	Streak	Career
Adams	-	-	5	6	6	11
Carpenter	-	3	8	0	-	11
Craddock	12	13	13	6	44	44
Pritchard	-	-	-	6	6	6

*at UConn

PROJECTED STARTERS: OFFENSE


WR
1



D.J. MOORE • 5-11 • 205 • FR.-HS

- Caught three passes for 64 yards and a touchdown at #1 Ohio State.
- Scored first career touchdown against Bowling Green; made first start vs. USF.
- Second on the team in catches (2) and yards (193). Leads team with 17.5 yards/catch.


WR
8



LEVERN JACOBS • 5-11 • 188 • RJR.-2V

- Leads team in receptions (22) and yards (222), and tied for team lead in TDs (2).
- Hauled in eight passes for 107 yards vs. USF - 3rd career 100-yard performance.
- Caught four passes for 26 yards at #1 Ohio State.


WR
12



TAIVON JACOBS • 5-9 • 165 • SO.-SQ

- Caught first career touchdown against USF - a 70-yard strike from Caleb Rowe.
- Has seven catches for 127 yards. Averaging 18.1 yards per catch.
- Younger brother of fellow wide receiver Levern Jacobs.


TE
48



DERRICK HAYWARD • 6-5 • 240 • SO.-1V

- Has 17 career appearances.
- Four career starts.

T
76



MICHAEL DUNN • 6-5 • 300 • JR.-2V

- Leads offense with 32 consecutive starts - six straight at left tackle.
- Started first 10 games of 2014 at left tackle, before moving to right tackle for final three.
- Earned a scholarship after joining the team out of high school as a preferred walk-on.


G
55



RYAN DOYLE • 6-4 • 307 • SR.-2V

- Started 29 games for Maryland in career.
- Started first three games of season at RT, before moving to LG at West Virginia.
- Father, Mike, has coached collegiately throughout the country, including at Iowa State.


C
50



EVAN MULROONEY • 6-3 • 300 • SR.-2V

- Has made 11 career starts at center.
- Has 20 career appearances for the Terrapins.
- Vice President of Maryland's chapter for Uplifting Athletes.


G
66



ANDREW ZELLER • 6-4 • 300 • SR.-3V

- Has started 23 straight games at right guard, with 26 career starts overall.
- President of Maryland's chapter for Uplifting Athletes.

T
58



DAMIAN PRINCE • 6-3 • 328 • R FR.-RS

- Made first career start at West Virginia (9/26).
- Helped Brandon Ross rush for 130 yards at West Virginia.
- Listed as a 5-star recruit out of high school and an all-american by many publications.

RB
45



BRANDON ROSS • 5-10 • 210 • SR.-3V

- Has appeared in 37 games (32 starts) over career.
- His 2,016 career rushing yards rank 12th all-time in Maryland history.
- Has two 100-yard performances this season, and seven in his career.

FB
30



KENNETH GOINS • 5-9 • 233 • JR.-2V

- Appeared in all 32 games since 2013. Strong, physical runner and blocker.
- Caught a 1-yard touchdown pass against USF.
- Has made 10 career starts.

QB
11



PERRY HILLS • 6-2 • 210 • JR.-1V

- Started first two games of season, in addition to last game at #1 Ohio State.
- Ran for 170 yards at Ohio State - a program record for a quarterback.
- Has completed 37 passes for 439 yards.

NOTABLES

WR
84



AMBA ETTA-TAWO • JR.

- Has 10 catches for 97 yards.

RB
5



WES BROWN • JR.

- Has 185 yards, averaging 5.0 yards/carry.
- Has appeared in 26 games with five starts.

PROJECTED STARTERS: DEFENSE

END
41



JESSE ANIEBOM • 6-3 • 260 • SO.-1V
 • Has 19 career appearances with two starts.
 • Had career-high five tackles vs. Bowling Green (9/12).
 • Posted four tackles at #1 Ohio State (10/10).

DT
95



AZUBUIKE UKANDU • 6-0 • 307 • JR.-SQ
 • Made first career start against Michigan (10/3).
 • Posted a sack at West Virginia (9/26).
 • Had a 0.5 sack at #1 Ohio State (10/10).

DT
99



QUINTON JEFFERSON • 6-3 • 289 • R JR.-2V
 • Has made 32 appearances with 22 starts.
 • Posted an INT, forced fumble, sack and three tackles vs. Michigan (10/3).
 • Has 4.5 sacks in six games.

END
7



YANNICK NGAKOUÉ • 6-2 • 255 • JR.-2V
 • Has made 31 appearances with 16 starts. Honorable Mention All-Big Ten in 2014.
 • Ranks sixth nationally and third in the Big Ten with 1.2 sacks/g, totaling 7.0.
 • Had career-high 3.0 sacks vs. Bowling Green (9/12).

WILL
43



JALEN BROOKS • 6-1 • 232 • SO.-1V
 • Had a career-high 10 tackles (9 solo) at West Virginia (9/26).
 • Grabbed first career interception against Bowling Green (9/12).
 • A 2014 Academic All-Big Ten selection - turned down Yale and Harvard for Maryland.

MIKE
23



JERMAINE CARTER • 6-0 • 240 • SO.-1V
 • Second in Big Ten lead 10.5 tackles/game and second in conference in solo tackles (6.7).
 • Posted career-high 14 tackles at West Virginia (9/26).
 • Had 13 tackles vs. Bowling Green (9/12).

SAM
37



AVERY THOMPSON • 6-2 • 228 • SR.-3V
 • Made first career start at Ohio State (10/10), posting career-high five tackles.
 • Spent career primarily on special teams.

CB
4



WILLIAM LIKELY • 5-7 • 175 • JR.-2V
 • Has at least a share of seven Maryland records - two defensive, five special teams.
 • Forced two fumbles at West Virginia (9/26).
 • Twice named to Paul Hornung Honor Roll (Most Versatile Player): Week 1, Week 3

S
19



A.J. HENDY • 6-0 • 208 • R SR.-3V
 • Made season-high 10 tackles at West Virginia (9/26).
 • Had nine tackles vs. Bowling Green (9/12).
 • Has returned two interceptions for TD in his career - tied for Maryland record.

S
20



ANTHONY NIXON • 6-1 • 205 • SR.-3V
 • Leads entire team with 35 career starts - has started 23 consecutive at safety.
 • Had season-high 11 tackles at #1 Ohio State (10/10).
 • Posted nine tackles vs. Bowling Green (9/12).

CB
21



SEAN DAVIS • 6-1 • 202 • SR.-3V
 • Second nationally with four forced fumbles in six games.
 • Notched two interceptions against USF (9/19).
 • Had 14 tackles (12 solo) vs. Bowling Green (9/12).

NOTABLES

CB
27



ALVIN HILL • SR.

- Has 26 career appearances with seven starts.
- Had career-high eight tackles (7 solo) vs. Bowling Green (9/12).

SPECIAL TEAMS

PK
15



BRAD CRADDOCK • 6-0 • 195 • JR.-2V
 • 2014 Lou Groza Award winner and All-American.
 • Holds at least a share of four Maryland place kicking records.

P
95



NICOLAS PRITCHARD • 5-10 • 220 • FR.-HS
 • True freshman punter.
 • Had three punts over 50 yards at #1 Ohio State (10/10).

KR
4



WILLIAM LIKELY • 5-7 • 175 • JR.-2V
 • Averaging 26.2 yards per kickoff return in career.
 • Has 14 returns for 291 yards (20.8/r) in 2015.

KR
12



TAIVON JACOBS • 5-9 • 160 • R FR.-RS
 • Explosive and speedy.
 • A track star in high school.

PR
4



WILLIAM LIKELY • 5-7 • 175 • Jr.-2V
 • Has four career punt returns for TDs.
 • Averaging 15.4 yards/return in career.
 • Has 374 yards in 2015.

OFFENSIVE PLAYER STATS WITH CAREER HIGHS

RB - WES BROWN - 5 - Jr.

- Rushed five times for 30 yards and a touchdown at #1 Ohio State (10/10).
- Totaled 34 all-purpose yards vs. Michigan (10/3), including two catches for 26 yards.
- Caught three passes for 26 yards and rushed three times for 13 yards vs. WVU (9/26).
- Posted 53 yards on nine carries vs. Bowling Green (9/12).
- Ran for 74 yards and a touchdown vs. Richmond (9/5).
- Has a touchdown in seven of last 10 games.

RUSHING

YR.	G-GS	ATT	GAIN	LOST	NET	AVG	TD	LP	AVG/G
2012	8-2	90	399	17	382	4.2	2	22	47.8
2014	12-3	103	388	32	356	3.5	6	33	29.7
2015	6-0	36	185	4	181	5.0	2	17	30.2
Totals	26-5	229	972	53	919	4.0	10	33	35.3

BROWN'S CAREER STATS

RECEIVING

YR.	G-GS	REC	YDS	AVG	TD	LP	AVG/G
2012	8-2	5	14	2.8	0	7	1.8
2014	12-3	21	198	9.4	0	38	16.5
2015	6-0	8	77	9.6	0	24	12.8
Totals	26-5	34	289	8.5	0	38	11.1

BROWN'S CAREER HIGHS

Yards	121 (vs. NC State, 10/20/12)
Rushes	25 (vs. NC State, 10/20/12)
Rushing Touchdowns	2 (vs. Iowa, 10/18/14)
Long Rush	33 yards (vs. James Madison, 8/30/14)
Receiving Yards	50 (at Indiana, 9/27/14)
Receptions	4 (Michigan State, 11/15/14)

WR - MALCOLM CULMER - 83 - Jr.

- Had career-high four catches for 26 yards vs. Bowling Green (9/12).
- Scored first career touchdown with 37-yd grab vs. Richmond (9/5).

CULMER'S CAREER STATS

RECEIVING

YR.	G-GS	REC	YDS	AVG	TD	LP	AVG/G
2013	12-4	5	59	11.8	0	26	4.9
2014	9-0	1	5	5.0	0	5	0.7
2015	6-1	5	63	12.6	1	37	12.6
Totals	26-5	11	127	11.5	1	37	4.9

CULMER'S CAREER HIGHS

Receptions	4 (vs. Bowling Green, 9/12/15)
Receiving Yards	37 (vs. Richmond, 9/5/15)
Long Reception	37 (vs. Richmond, 9/5/15)
Touchdowns	1 (vs. Richmond, 9/5/15)

WR - JAHAVIS DAVENPORT - 85 - Fr.

- Caught first career pass at West Virginia (9/26) - a 46-yard touchdown.
- Made first collegiate appearance against USF (9/19).

DAVENPORT'S CAREER STATS

RECEIVING

YR.	G-GS	REC	YDS	AVG	TD	LP	AVG/G
2015	4-0	1	46	46.0	1	46	11.5
Totals	4-0	1	46	46.0	1	46	11.5

DAVENPORT'S CAREER HIGHS

Receptions	1 (at West Virginia, 9/26/15)
Receiving Yards	46 (at West Virginia, 9/26/15)
Long Reception	46 (at West Virginia, 9/26/15)
Touchdowns	1 (at West Virginia, 9/26/15)

TE - AVERY EDWARDS - 82 - Fr.

- Tied for team lead with two touchdown catches.
- Made first career start, catching one pass for 14 yards at #1 Ohio State (10/10).
- Led team with three catches and 33 yards at West Virginia (9/26).
- Caught first two collegiate touchdowns against USF (9/19), and totaled three catches for 26 yards.
- Had one grab for eight yards against Bowling Green (9/12).
- Caught two passes for 12 yards in collegiate debut vs. Richmond (9/5).
- Spent 2014 season at IMG Academy in Bradenton, Fla.

EDWARDS' CAREER STATS

RECEIVING

YR.	G-GS	REC	YDS	AVG	TD	LP	AVG/G
2015	6-1	10	103	10.3	2	24	17.2
Totals	6-1	10	103	10.3	2	24	17.2

EDWARDS' CAREER HIGHS

Receptions	3 (2x, last at West Virginia, 9/26/15)
Receiving Yards	36 (vs. USF, 9/19/15)
Long Reception	24 (at West Virginia, 9/26/15)
Touchdowns	2 (vs. USF (9/19/15)

WR - AMBA ETTA-TAWO - 84 - Jr.

- Posted two catches for 18 yards at West Virginia (9/26).
- Caught one pass for nine yards against USF (9/19).
- Had five catches for 49 yards vs. Bowling Green (9/12).
- Caught two passes for 21 yards vs. Richmond (9/5).
- Averaged team-high 22.2 yards/catch in 2014.

ETTA-TAWO'S CAREER STATS

RECEIVING

YR.	G-GS	REC	YDS	AVG	TD	LP	AVG/G
2013	12-6	31	500	16.1	2	44	41.7
2014	13-6	10	222	22.2	1	71	17.1
2015	6-2	10	97	9.7	0	19	16.2
Totals	31-15	51	819	16.1	3	71	26.4

ETTA-TAWO'S CAREER HIGHS

Receptions	6 (2x: last vs. Syracuse, 11/9/13)
Receiving Yards	109 (vs. Syracuse, 11/9/13)
Receiving Touchdowns	1 (3x: last vs. Rutgers, 11/29/14)
Long Reception	71 yards (vs. Rutgers, 11/29/14)

RB - KENNETH GOINS - 30 - Jr.

- Grabbed one pass for 13 yards vs. Michigan (10/3).
- Caught first touchdown of 2015 on one-yard pass against USF (9/19).

GOINS'S CAREER STATS

RECEIVING

YR.	G-GS	REC	YDS	AVG	TD	LP	AVG/G
2013	13-4	4	49	12.2	1	17	3.8
2014	13-4	7	54	7.7	1	17	4.2
2015	6-3	2	14	7.0	1	13	2.3
Totals	31-11	13	117	9.0	3	17	3.7

RUSHING

YR.	G-GS	ATT	GAIN	LOST	NET	AVG	TD	LP	AVG/G
2013	13-4	9	48	0	48	5.3	0	10	3.7
2014	13-4	14	67	5	62	4.4	0	16	4.8
2015	6-3	0	0	0	0	0.0	0	0	0.0
Totals	31-11	23	115	5	110	4.8	0	16	3.4

GOINS' CAREER HIGHS RUSHING

Yards	31 (vs. James Madison, 8/30/14)
Long Rush	16 yards (vs. James Madison, 8/30/14)
Receiving Yards	17 (vs. Old Dominion, 9/7/13)
Touchdowns	1 (3x: last vs USF (9/19/15))

QB - PERRY HILLS - 11 - Jr.

- 2015 starts: Richmond, Bowling Green, Ohio State.
- Started against #1 Ohio State, rushing for a Maryland quarterback record 170 yards on 25 carries. Rushed for two touchdowns and threw for one.
- Completed 15 passes for 168 yards and two TDs against Bowling Green (9/12).
- Made first start since 2012 in win against Richmond (9/5), passing for two TD's. Also ran for a career-high 94 yards in the game.
- Started seven games as a freshman.
- 2014 All-Big Ten Academic selection.

HILLS' CAREER STATS

PASSING

YR.	G-GS	COM	ATT	INT	YDS	TD	LG	PCT
2012	7-7	97	169	7	1336	8	63	57.4
2014	3-0	5	10	0	86	1	53	50.0
2015	3-3	37	78	4	439	5	52	47.4
Totals	13-10	139	257	11	1861	14	63	54.1

HILLS' CAREER HIGHS

Passing Yards	305 (at West Virginia, 9/22/12)
Completions	20 (at West Virginia, 9/22/12)
Passing Touchdowns	3 (at West Virginia, 9/22/12)
Long Completion	63 yards (vs. Wake Forest, 10/6/12)
Rushing Yards	170 (at Ohio State, 10/10/15)
Long Rush	75 (at Ohio State, 10/10/15)
Rushing Touchdowns	2 (at Ohio State, 10/10/15)

TE - ANDREW ISAACS - 44 - Soph.

- Appeared in first four games of 2014 season before suffering a season-ending injury against Syracuse.

ISAACS' CAREER STATS

RECEIVING

YR.	G-GS	REC	YDS	AVG	TD	LP	AVG/G
2013	11-1	0	0	0.0	0	0	0.0
2014	4-3	2	3	1.5	0	3	0.8
Totals	15-4	2	3	1.5	0	3	0.8

WR - LEVERN JACOBS - 8 - R Jr.

- Leads team in receptions (22) and yards (222), and tied for lead with two touchdowns.
- Had team-high four catches and 26 yards at #1 Ohio State (10/10).
- Posted three catches for 20 yards vs. Michigan (10/3).
- Caught two passes for five yards at West Virginia (9/26).
- Hauled in eight passes for 107 yards against USF (9/19).
- Caught two passes for 32 yards and a TD vs. Richmond (9/5/15) - first touchdown since 12/27/13 vs. Marshall.
- Little brother is teammate and fellow wide receiver, Taivon Jacobs.

L. JACOBS' CAREER STATS

RECEIVING

YR.	G-GS	REC	YDS	AVG	TD	LP	AVG/G
2012	11-2	7	50	7.1	0	19	4.5
2013	12-4	47	640	13.6	3	71	53.3
2015	6-5	22	222	10.1	2	49	37.0
Totals	29-11	76	912	12.0	5	71	31.4

L. JACOBS' CAREER HIGHS

Receiving Yards	158 (vs. Clemson, 10/26/13)
Receptions	8 (2x, last vs. USF, 9/19/15)
Long Reception	71 (vs. Clemson, 10/26/13)
All-Purpose Yards	147 (vs. Clemson, 10/26/13)
100-Yard Receiving Games	3x, last vs. USF (9/19/15)

WR - TAIVON JACOBS - 12 - Soph.

- Caught one pass for 13 yards at #1 Ohio State (10/10).
- Received two passes for 19 yards at West Virginia (9/26).
- Caught first career touchdown pass on a 70-yard throw from Caleb Rowe vs. USF (9/19).
- Older brother is fellow wide receiver Levern Jacobs.

T. JACOBS' CAREER STATS

RECEIVING

YR.	G-GS	REC	YDS	AVG	TD	LP	AVG/G
2014	1-0	0	0	0.0	0	0	0.0
2015	6-4	7	127	18.1	1	70	21.2
Totals	6-4	7	127	18.1	1	70	18.1

T. JACOBS' CAREER HIGHS

Receiving Yards	82 (vs. USF, 9/19/15)
Receptions	2 (2x, last at West Virginia, 9/26/15)
Long Reception	70 (vs. USF, 9/19/15)
Touchdowns	1 (vs. USF, 9/19/15)

RB - TY JOHNSON - 6 - Fr.

- Rushed four times for 20 yards at West Virginia (9/26/15).
- Carried the ball 10 times for 30 yards against USF (9/19/15), and also totaled 66 kickoff return yards.
- Made collegiate debut against Richmond (9/5/15), rushing for 83 yards and a TD.
- Finished high school career with 4,851 all-purpose yards, 65 touchdowns and 17 INTs.
- Ran for 3,363 yards (14.7 yards/carry) and 43 touchdowns in high school career.

RUSHING

YR.	G-GS	ATT	GAIN	LOST	NET	AVG	TD	LP	AVG/G
2015	6-0	26	135	4	131	5.0	1	23	21.8
Totals	6-0	26	135	4	131	5.0	1	23	21.8

JOHNSON'S CAREER HIGHS

Rushing Yards	83 (vs. Richmond, 9/5/15)
Rushes	10 (2x, last vs. USF, 9/19/15)
Long Rush	23 yards (vs. Richmond, 9/5/15)
Touchdowns	1 (vs. Richmond, 9/5/15)
Long Kickoff Return	45 yards (vs. USF, 9/19/15)
Kickoff Return Yards	66 (vs. USF, 9/19/15)

WR - D.J. MOORE - 1 - Fr.

- Hauled in three passes for 64 yards at #1 Ohio State (10/10), including a career-long 52-yard touchdown catch.
- Snagged two passes for 17 yards vs. Michigan (10/3).
- Caught three passes for 47 yards against USF (9/19).
- Scored first career TD against Bowling Green (9/12), scoring on a 42-yard pass.
- Made collegiate debut against Richmond, catching two passes for 23 yards.
- Native of Philadelphia, Pa. - named to Pennsylvania Class AAA All-State team.
- Had 35 receptions for 1,012 yards as a senior in high school.

MOORE'S CAREER STATS

RECEIVING

YR.	G-GS	REC	YDS	AVG	TD	LP	AVG/G
2015	6-0	11	193	17.5	2	52	32.2
Totals	6-0	11	193	17.5	2	52	32.2

MOORE'S CAREER HIGHS

Receiving Yards	64 (at Ohio State, 10/10/15)
Receptions	3 (2x, last at Ohio State, 10/10/15)
Long Reception	52 yards (at Ohio State, 10/10/15)
Touchdown Receptions	1 (2x, last at Ohio State, 10/10/15)

RB - BRANDON ROSS - 45 - Sr.

- Ranks 12th in school history with 2,016 rushing yards.
- Leads team with 431 rushing yards and two touchdowns.
- Became 12th player in school history to eclipse 2,000 rushing yards at #1 Ohio State (10/10), running for 29 yards.
- Totaled 44 rushing yards against Michigan (10/3).
- Rushed for 130 yards (129 in 1st half) at West Virginia (9/26).
- Posted 68 rushing yards and a touchdown vs. USF (9/19).
- Ran for career-high 150 yards vs. Richmond (9/5), and scored a TD.

ROSS'S CAREER STATS

RUSHING

YR.	G-GS	ATT	GAIN	LOST	NET	AVG	TD	LP	AVG/G
2012	6-5	85	431	41	390	4.6	1	71	65.0
2013	12-12	166	865	89	776	4.7	4	36	64.7
2014	13-9	85	457	38	419	4.9	4	44	32.2
2015	6-6	80	444	22	431	5.4	2	55	71.8
Totals	37-32	416	2104	190	2016	4.8	11	71	54.5

RECEIVING

YR.	G-GS	REC	YDS	AVG	TD	LP	AVG/G
2012	6-5	3	-1	-0.3	0	5	-0.2
2013	12-12	18	173	9.6	0	77	14.4
2014	13-9	14	212	15.1	2	90	21.2
2015	6-6	2	0	0.0	0	1	0.0
Totals	37-32	37	384	10.4	2	90	10.4

ROSS' CAREER HIGHS

Rushing Yards	150 (vs. Richmond, 9/5/15)
Rushes	21 (at North Carolina, 11/24/12)
Long Rush	71 yards (at North Carolina, 11/24/12)
Rushing Touchdowns	2 (2x, last vs. Rutgers, 11/29/14)
All-Purpose Yards	150 (vs. Richmond, 9/5/15)
Receiving Yards	97 (at Syracuse, 9/20/14)
Receptions	5 (vs. West Virginia, 9/13/14)
Receiving Touchdowns	1 (twice: last at Indiana, 9/27/14)

QB - CALEB ROWE - 7 - R Jr.

- Completed 10 passes for 67 yards at West Virginia (9/26).
- Started first game since 2013 against USF (9/19), passing for four touchdowns and 297 yards. Became first Maryland quarterback to throw for four TD's since Danny O'Brien in 2010.
- Appeared in four games in 2014, before suffering a season-ending injury.

ROWE'S CAREER STATS

PASSING

YR.	G-GS	COM	ATT	INT	YDS	TD	LG	PCT
2012	2-1	25	44	3	290	2	66	56.8
2013	7-2	64	131	3	989	5	77	48.9
2014	4-0	34	54	4	489	5	60	63.0
2015	5-3	40	91	12	428	4	70	44.0
Totals	18-6	163	320	22	2196	16	77	50.9

ROWE'S CAREER HIGHS

Passing Yards	332 (vs. Virginia, 10/12/13)
Completions	23 (at Boston College, 10/27/12)
Touchdowns	4 (vs. USF, 9/19/15)

DEFENSIVE PLAYER STATS WITH CAREER HIGHS

DE - JESSE ANIEBONAM - 41 - Soph.

- Started against #1 Ohio State (10/10), totaling four tackles with 1.0 TFL.
- Posted 1.0 TFL for five yards against Michigan (10/3).
- Had one tackle at West Virginia (9/26).
- Totaled two tackles and a sack against USF (9/19).
- Made first career start against Bowling Green (9/12), posting a career-high five tackles.
- Posted three tackles and one sack vs. Richmond (9/5).

ANIEBONAM'S CAREER STATS

YR.	G-GS	UT	AT	TOT	TFL-YDS	PBU	FF	FR	INT	SACKS
2014	13-0	5	9	14	1.0-3	1	0	0	0-0	0.5-3
2015	6-2	10	6	16	4.0-12	0	0	0	0-0	2.0-6
Totals	19-2	15	15	30	5.0-15	1	0	0	0-0	2.5-9

ANIEBONAM'S CAREER HIGHS

Tackles	5 (vs. Bowling Green, 9/12/15)
Solo Tackles	5 (vs. Bowling Green, 9/12/15)
TFL	1.0 (5x: last at Ohio State, 10/10/15)
Sacks	1.0 (2x: last vs. USF, 9/19/15)

LB - JEFFERSON ASHIRU - 34 - Sr.

- Had one tackle against Michigan (10/3), before suffering a season-ending injury.
- Notched a sack and six tackles at West Virginia (9/26).
- Totaled Maryland career-high nine tackles against USF (9/19/15).
- Posted four tackles in Maryland debut vs. Richmond (9/5/15).
- Transfer from UConn at beginning of 2015 season - originally recruited to UConn by Randy Edsall.

ASHIRU'S CAREER STATS

YR.	G-GS	UT	AT	TOT	TFL-YDS	PBU	FF	FR	INT	SACKS
2012	9-1	6	2	8	0.0-0	0	0	0	0-0	0.0-0
2013	12-10	24	34	58	8.0-35	2	0	1	0-0	1.0-13
2014	9-8	20	27	47	3.5-10	0	0	0	1-0	0.5-0
2015	5-5	15	6	21	1.0-13	0	0	0	0-0	1.0-13
Totals	35-24	65	69	134	12.5-58	2	0	1	1-0	2.5-26

ASHIRU'S CAREER HIGHS

Tackles	11 (twice: last at East Carolina, 10/23/14)
TFL	2.0 (at UCF, 10/26/13)
Sacks	1.0 (2x: last at West Virginia, 9/26/15)

DL - ROMAN BRAGLIO - 90 - Jr.

- Missed game against Ohio State (10/10) due to illness.
- Posted two tackles and recovered a fumble vs. Michigan (10/3).
- Totaled two tackles, including a TFL, at West Virginia (9/26).
- Had a fantastic game against USF (9/19), posting career-highs in tackles (7), TFLs (2.5) and sacks (2.0). Also forced his first career fumble.
- Notched career-high five tackles vs. Bowling Green (9/12).
- Posted three tackles vs. Richmond (9/5).

BRAGLIO'S CAREER STATS

YR.	G-GS	UT	AT	TOT	TFL-YDS	PBU	FF	FR	INT	SACKS
2013	10-1	4	2	6	3.5-18	0	0	0	0-0	2.0-12
2014	13-1	8	3	11	2.5-14	0	0	1	0-0	2.5-14
2015	5-4	11	8	19	4.5-12	0	1	1	0-0	2.0-8
Totals	28-6	23	13	36	10.5-44	0	1	2	0-0	6.5-34

BRAGLIO'S CAREER HIGHS

Tackles	7 (vs. USF, 9/19/15)
Solo Tackles	4 (2x: last vs. USF, 9/19/15)
TFL	2.5 (vs. USF, 9/19/15)
Sacks	2.0 (vs. USF, 9/19/15)
Forced Fumbles	1 (vs. USF, 9/19/15)

LB - JALEN BROOKS - 43 - Soph.

- Posted nine tackles at #1 Ohio State (10/10).
- Forced first career fumble and notched four tackles vs. Michigan (10/3).
- Set career-highs in tackles (10), solo tackles (9) and TFLs (1.0) at West Virginia (9/26).
- Posted 4.0 tackles against USF (9/19).
- Had a career-high nine tackles vs. Bowling Green (9/12), and nabbed first career INT.
- 2014 Academic All-Big Ten.
- Was also accepted to Harvard and Yale before choosing to attend Maryland.

BROOKS' CAREER STATS

YR.	G-GS	UT	AT	TOT	TFL-YDS	PBU	FF	FR	INT	SACKS
2014	12-4	12	9	21	0.0-0	2	0	0	0-0	0.0-0
2015	5-5	17	11	28	1.0-2	2	1	0	1-7	0.0-0
Totals	17-9	29	20	49	1.0-2	4	1	0	1-7	0.0-0

BROOKS' CAREER HIGHS

Tackles	10 (at West Virginia, 9/26/15)
Solo Tackles	9 (at West Virginia, 9/26/15)
Tackles for Loss	1.0 (at West Virginia, 9/26/15)
Interceptions	1 (vs. Bowling Green, 9/12/15)

LB - JERMAINE CARTER, JR. - 23 - Soph.

- Ranks second in Big Ten and 11th nationally in tackles/g (10.5).
- Ranks second in Big Ten and 7th nationally in solo tackles/g (6.7).
- Tied for team lead with 7.0 TFL (17 yards).
- Posted nine tackles at #1 Ohio State (10/10), including 1.0 TFL.
- Totaled eight tackles and 1.0 TFL against Michigan (10/3).
- Posted a career-high 14 tackles at West Virginia (9/26), including a career-high 3.0 TFL.
- Led Terps with 11 tackles vs. USF (9/19).
- Had career-high 13 tackles (9 solo) vs. Bowling Green (9/12).
- Made first career start against Richmond (9/5), totaling eight tackles.

CARTER'S CAREER STATS

YR.	G-GS	UT	AT	TOT	TFL-YDS	PBU	FF	FR	INT	SACKS
2014	13-0	18	9	27	0.0-0	0	2	0	0-0	0.0-0
2015	6-6	40	23	63	7.0-17	1	0	0	0-0	0.0-0
Totals	19-6	58	32	90	7.0-17	1	2	0	0-0	0.0-0

CARTER'S CAREER HIGHS

Tackles	14 (at West Virginia, 9/26/15)
Solo Tackles	9 (vs. Bowling Green, 9/12/15)
Tackles for Loss	3.0 (at West Virginia, 9/26/15)

DB - SEAN DAVIS - 21 - Sr.

- Ranks third in Big Ten in solo tackles/g (6.2) and ranks 9th in tackles/g (8.0).
- Second nationally in forced fumbles/g (0.67), notching a forced fumble in 4-of-6 games.
- Active team leader with 278 career tackles.
- Totaled seven tackles, including 1.0 TFL, at #1 Ohio State (10/10).
- Posted six tackles, forced a fumble and had a fumble recovery against Michigan (10/3).
- Had seven tackles at West Virginia (9/26).
- Totaled nine tackles, two interceptions and a forced fumble vs. USF (9/19).
- Posted 14 tackles (12 solo) and a forced fumble vs. Bowling Green (9/12).
- Had five tackles, one sack and a forced fumble vs. Richmond (9/5).
- 2015 Preseason All-Big Ten Second Team (Phil Steele).
- Little brother, Isaiah, is a freshman linebacker on the team.
- Moved from safety to cornerback prior to start of 2015 season.

S. DAVIS' CAREER STATS

YR.	G-GS	UA	A	TOT	TFL-YDS	PBU	FF	FR	INT	SACKS
2012	12-2	8	5	13	0.0-0	0	0	1	0-0	0.0-0
2013	13-13	62	40	102	1.5-7	3	0	1	2-23	0.5-3
2014	13-13	80	35	115	4.0-12	8	1	0	0-0	1.0-1
2015	6-6	37	11	48	3.0-5	3	4	1	2-33	1.0-3
Totals	44-34	187	91	278	8.5-24	16	5	3	4-56	2.5-7

S. DAVIS' CAREER HIGHS

Tackles	17 (at Wisconsin, 10/25/14)
Interceptions	2 (vs. USF, 9/19/15)
Pass Breakups	3 (at Penn State, 11/1/14)

DB - A.J. HENDY - 19 - RSr.

- Posted five tackles at Ohio State (10/10).
- Totaled six tackles against Michigan (10/3).
- Has season-high 10 tackles at West Virginia (9/26).
- Notched six tackles and 1.0 TFL vs. USF (9/19).
- Had nine tackles (6 solo) and a pass breakup vs. Bowling Green (9/12).
- Posted five tackles against Richmond (9/5) in first game action since 2013.
- Missed 2014 season to suspension.
- Named Walter Camp Defensive Player of the Week in memorable 2013 game against West Virginia, when he returned an INT for TD and recovered two fumbles.

HENDY'S CAREER STATS

YR.	G-GS	UA	A	TOT	TFL-YDS	PBU	FF	FR	INT	SACKS
2011	9-3	20	10	30	1.0-1	2	0	1	1-32	0.0-0
2012	8-0	3	1	4	0.0-0	0	0	0	0-0	0.0-0
2013	13-3	20	12	32	1.0-2	3	0	2	1-28	0.0-0
2015	6-6	26	15	41	1.0-2	2	0	0	0-0	0.0-0
Totals	36-12	69	38	107	3.0-5	7	0	3	2-60	0.0-0

HENDY'S CAREER HIGHS

Tackles	13 (vs. Notre Dame, 11/12/11)
Solo Tackles	9 (vs. Notre Dame, 11/12/11)
Interceptions	1 (2x: last vs. West Virginia, 9/21/13)

DB - ALVIN HILL - 27 - Sr.

- Notched a career-high eight tackles (7 solo) vs. Bowling Green (9/12).
- Started first four games of 2014 season at cornerback before suffering a season-ending injury against Syracuse.

HILL'S CAREER STATS

YR.	G-GS	UA	A	TOT	TFL-YDS	PBU	FF	FR	INT	SACKS
2012	6-1	1	0	1	1.0-5	0	0	0	0-0	0.0-0
2013	12-2	14	10	24	0.0-0	2	0	0	0-0	0.0-0
2014	4-4	8	5	13	0.0-0	4	0	0	1-0	0.0-0
2015	6-0	8	2	10	0.0-0	0	0	0	0-0	0.0-0
Totals	28-7	31	17	48	1.0-5	6	0	0	1-0	0.0-0

HILL'S CAREER HIGHS

Tackles	8 (vs. Bowling Green, 9/12/15)
Solo Tackles	7 (vs. Bowling Green, 9/12/15)
Interceptions	1 (at USF, 9/6/14)

DL - QUINTON JEFFERSON - 99 - RJr.

- Ranks 11th in the Big Ten in sacks/g (0.75), totaling 4.5 on the season.
- Posted three tackles at #1 Ohio State (10/10).
- Made a huge impact against Michigan (10/3), posting an interception, a forced fumble, three tackles and a sack.
- Had two tackles and blocked a field goal at West Virginia (9/26).
- Notched a 0.5 sack against USF (9/19).
- Had five tackles vs. Bowling Green (9/12), including 1.5 TFL and 1.0 sack.
- Started against Richmond (9/5), posting 2.5 TFL and two sacks.
- Started the first three games of the 2014 season before suffering a season-ending injury.

JEFFERSON'S CAREER STATS

YR.	G-GS	UA	A	TOT	TFL-YDS	PBU	FF	FR	INT	SACKS
2012	10-0	6	7	13	0.5-1	0	1	2	0-0	0.0-0
2013	13-13	19	28	47	7.5-32	0	1	0	0-0	3.0-18
2014	3-3	4	4	8	1.0-10	0	0	0	0-0	1.0-10
2015	6-6	10	10	20	5.5-30	2	1	0	1-0	4.5-29
Totals	32-22	39	49	88	14.5-73	2	3	2	1-0	8.5-57

JEFFERSON'S CAREER HIGHS

Tackles	7 (vs. FIU, 8/31/13)
TFL	2.5 (vs Richmond, 9/5/15)
Sacks	2.0 (2x: last vs. Richmond, 9/5/15)
Interceptions	1 (vs. Michigan, 10/3/15)

DB - WILLIAM LIKELY - 4 - Jr.

- Holds at least a share of seven Maryland records (two defensive, five special teams).
- Leads the nation in punt return TDs (2) and ranks second in punt return average (22.6).
- Also ranks fifth in the Big Ten in passes defended/g (1.3).
- Paul Hornung Honor Roll (Most Versatile Player): Week 1, Week 3
- Had five tackles and a pass breakup at #1 Ohio State (10/10).
- Had six tackles, including 1.0 TFL, and a pair of pass breakups vs. Michigan (10/3).
- Totaled seven tackles and forced career-high two fumbles at West Virginia (9/26).
- Had 4.0 tackles and 1.0 TFL against USF (9/19), in addition to 35 combined return yards.
- Returned a punt for an 85-yard TD vs. Bowling Green (9/12) - second longest punt return in Maryland history.
- Set Big Ten and Maryland record with 233 punt return yards vs. Richmond (9/5). Also had two pass breakups and four tackles in the game. Named Big Ten Specialist of the Week for his efforts.
- First Team All-Big Ten selection in 2015 by coaches and media.
- Named preseason All-America by multiple media outlets and is on four Watch Lists.

LIKELY'S CAREER STATS

DEFENSE

YR.	G-GS	UA	A	TOT	TFL-YDS	PBU	FF	FR	INT	SACKS
2013	13-11	51	19	70	4.5-11	7	0	0	1-0	0.0-0
2014	13-13	66	17	83	4.0-26	15	1	0	6-170	1.0-15
2015	6-6	24	7	31	3.0-7	8	2	0	0-0	0.0-0
Totals	32-30	141	43	184	11.5-44	30	3	0	7-170	1.0-15

RETURNS

YR.	G-GS	KOR	YDS	AVG	TD	PR	YDS	AVG	TD
2013	13-11	28	729	26.0	0	16	205	12.8	1
2014	13-13	16	496	31.0	1	20	225	11.2	1
2015	6-6	14	291	20.8	0	17	385	22.6	2
Totals	31-29	55	1468	26.7	1	51	790	15.5	4

LIKELY'S CAREER HIGHS DEFENSE

Tackles	12 (vs. Rutgers, 11/29/14)
Interceptions	1 (seven times: last at Michigan, 11/22/14)
Pass Breakups	2 (4x: last vs. Michigan, 10/3/15)
Sacks	1.0 (vs. James Madison, 8/30/14)
TFL	1.0 (9x: last vs. Michigan, 10/3/15)
Forced Fumbles	2 (at West Virginia, 9/26/15)

LIKELY'S CAREER HIGHS RETURNING

Punt Return Yards	233 (vs. Richmond, 9/5/15)
Long Punt Return	85 (vs. Bowling Green, 9/15/15)
Kickoff Return Yards	228 (vs. Michigan State, 11/15/14)
Long Kickoff Return	52 (vs. Michigan State, 11/15/14)
All-purpose Yards	296 (vs. Richmond, 9/5/15)

LB - YANNICK NGAKOUE - 7 - Jr.

- Ranks sixth nationally and third in the Big Ten in sacks/g (1.17), totaling 7.0 through six games. Has at least a 0.5 sack in five consecutive games.
- Tied for 14th in Maryland history in sacks (15.0).
- Ranks 16th in Maryland history in tackles for loss (25.0).
- Had four tackles and a 0.5 sack at #1 Ohio State (10/10).
- Posted a sack against Michigan (10/3) and broke up a pass.
- Had three tackles, including a sack, at West Virginia (9/26).
- Notched six tackles and 1.5 sacks against USF (9/19).
- Posted a career-high 3.0 sacks versus Bowling Green (9/12).
- 2015 Butkus Award Watch List and preseason All-Big Ten selection.
- Moved from outside linebacker to defensive end in new 4-3 scheme in 2015.
- Earned Honorable Mention All-Big Ten in 2014 by media.

NGAKOUE'S CAREER STATS

YR.	G-GS	UA	A	TOT	TFL-YDS	PBU	FF	FR	INT	SACKS
2013	13-0	6	4	10	4.5-12	2	1	0	1-3	2.0-8
2014	13-11	25	12	37	13.5-81	2	1	0	0-0	6.0-49
2015	6-6	15	4	19	7.0-38	1	0	0	0-0	7.0-38
Totals	32-17	46	20	66	25.0-131	4	2	0	1-3	15.0-95

NGAKOUE'S CAREER HIGHS

Tackles	7 (vs. Iowa, 10/18/14)
TFL	3.0 (4x: last vs. Bowling Green, 9/12/15)
Sacks	3.0 (vs. Bowling Green, 9/12/15)

DB - ANTHONY NIXON - 20 - Sr.

- Led all players with 11 tackles at #1 Ohio State (10/10).
- Totaled six tackles (five solo) and a pass breakup vs. Michigan (10/3).
- Had eight tackles and an interception at West Virginia (9/26).
- Posted five tackles against USF (9/19).
- Had nine tackles (6 solo) vs. Bowling Green (9/12).
- Totaled three tackles against Richmond (9/5).

NIXON'S CAREER STATS

YR.	G-GS	UA	A	TOT	TFL-YDS	PBU	FF	FR	INT	SACKS
2012	12-5	26	15	41	0.0-0	4	0	2	1-21	0.0-0
2013	11-11	38	22	60	3.0-8	0	0	0	0-0	1.0-5
2014	13-13	37	25	62	0.5-6	5	0	1	1-2	0.5-6
2015	6-6	27	15	42	0.5-0	2	0	0	1-16	0.0-0
Totals	42-35	128	77	205	4.0-14	11	0	3	3-39	1.5-11

NIXON'S CAREER HIGHS

Tackles	12 (vs. Virginia, 10/12/13)
Sacks	1.0 (at NC State, 11/30/13)
Interceptions	1 (3x, last at West Virginia, 9/26/15)
Pass Breakups	2 (vs. Michigan State, 11/15/14)

DL - DAVID SHAW - 67 - Soph.

- Started first four games at defensive tackle before suffering a season-ending injury.
- Posted career-high three tackles at West Virginia (9/26).
- Has one tackle in all three games this season.

SHAW'S CAREER STATS

YR.	G-GS	UA	A	TOT	TFL-YDS	PBU	FF	FR	INT	SACKS
2014	7-1	1	3	4	1.0-3	0	0	0	0-0	1.0-3
2015	4-4	4	2	6	0.5-1	0	0	0	0-0	0.0-0
Totals	11-5	5	5	10	1.5-4	0	0	0	0-0	1.0-3

SHAW'S CAREER HIGHS

Tackles	3 (at West Virginia, 9/26/15)
Sacks	1.0 (Michigan State, 11/25/14)

LB - AVERY THOMPSON - 37 - Sr.

- Started first career game at #1 Ohio State (10/10), totaling career-high five tackles.
- Totaled two tackles against Michigan (10/3).
- Spent career primarily on special teams.
- Recovered a blocked punt for the go-ahead touchdown in 2014 against USF (9/6/14).

THOMPSON'S CAREER STATS

YR.	G-GS	UA	A	TOT	TFL-YDS	PBU	FF	FR	INT	SACKS
2012	10-0	1	1	2	0.0-0	0	0	0	0-0	0.0-0
2013	13-0	0	2	2	0.0-0	0	0	0	0-0	0.0-0
2014	13-0	4	1	5	0.0-0	0	1	0	0-0	0.0-0
2015	6-0	8	4	12	0.0-0	1	0	0	0-0	0.0-0
Totals	42-0	13	8	21	0.0-0	1	1	0	0-0	0.0-0

THOMPSON'S CAREER HIGHS

Tackles	3 (at Ohio State, 10/10/15)
---------	-----------------------------

DL - AZUBUIKE UKANDU - 95 - Jr.

- Had two tackles at #1 Ohio State (10/10), including a 0.5 sack.
- Started first career game against Michigan (10/3).
- Posted a career-high three tackles and first career sack at West Virginia (9/26).

UKANDU'S CAREER STATS

YR.	G-GS	UA	A	TOT	TFL-YDS	PBU	FF	FR	INT	SACKS
2013	0-0	0	0	0	0.0-0	0	0	0	0-0	0.0-0
2014	2-0	2	0	2	0.0-0	0	0	0	0-0	0.0-0
2015	5-1	5	1	6	1.5-9	0	0	0	0-0	1.5-9
Totals	7-1	7	1	8	1.5-9	0	0	0	0-0	1.5-9

UKANDU'S CAREER HIGHS

Tackles	3 (at West Virginia, 9/26/15)
Sacks	1.0 (at West Virginia, 9/26/15)

SPECIAL TEAMS

K - BRAD CRADDOCK - 15 - Sr.

- Holds at least a share of four Maryland place kicking records, including longest field goal (57 yards vs. Ohio State, 2014) and consecutive field goals made (24, 2013-14).
- Also serving as a short-distance punter.
- Made all five extra point attempts against USF (9/19).
- Hit a pair of field goals against Bowling Green (9/12).
- Connected on three field goals vs. Richmond (9/5), posting a career-high 14 points.
- 2014 Lou Groza Award winner - best place kicker in the nation.
- 2014 All-American and First Team All-Big Ten selection.
- A 2015 Lou Groza Watch List member and preseason All-American.
- Set a school record with a 57-yard field goal against Ohio State (10/4/14).
- Booted a game winning 43-yard field goal with 51 second left to defeat Penn State (11/1.14).

CRADDOCK'S CAREER STATS (KICKING)

YR.	G-GS	FGM-FGA	20-29	30-39	40-49	50+	LG	PATS	PTS
2012	12-12	10-16	3-5	3-5	3-5	1-1	52	23-25	53
2013	13-13	21-25	7-7	7-8	4-5	1-3	50	37-38	100
2014	13-13	18-19	3-3	4-4	9-9	2-3	57	44-44	98
2015	6-6	5-6	1-2	3-3	1-1	0-0	34	17-18	32
Totals	44-44	54-66	14-17	17-20	17-20	4-7	57	121-125	283

CRADDOCK'S CAREER STATS (PUNTING)

YR.	G-GS	Punts	YDS	AVG	TB	FC	+50	I20	BLK	LP
2012	12-12	1	23	23.0	0	0	0	0	0	23
2013	13-13	0	0	0.0	0	0	0	0	0	0
2014	13-13	0	0	0.0	0	0	0	0	0	0
2015	6-6	9	328	36.4	0	0	0	6	0	52
Totals	44-44	10	351	35.1	0	0	0	6	0	52

CRADDOCK'S CAREER HIGHS

Field Goals	3 (7x: last vs. Richmond, 9/5/15)
Long Field Goal	57 (vs. Ohio State, 10/4/14)
Points Scored	14 (vs. Richmond, 9/5/15)
PATS	7 (vs. James Madison, 8/30/14)
Long Punt	52 (vs. Michigan, 10/3/15)

P - NICOLAS PRITCHARD - 18 - Fr.

- Only true freshman on team to start every game.
- Punted six times for a career-best 44.2 average - posting three punts better than 50 yards (55, 54, 53).
- Totaled 10 punts for 360 yards against Michigan (10/3).
- Punted five times for 192 yards at West Virginia (9/26).
- Punted five times against Bowling Green (9/12).

PRITCHARD'S CAREER STATS

YR.	G-GS	Punts	YDS	AVG	TB	FC	+50	I20	BLK	LP
2015	6-6	28	1114	39.8	0	4	3	4	0	55
Totals	6-6	28	1114	39.8	0	4	3	4	0	55

PRITCHARD'S CAREER HIGHS

Most Punts	10 (vs. Michigan, 10/3/15)
Punting Average	44.2 yards (at Ohio State, 10/10/15)
Longest Punt	55 yards (at Ohio State, 10/10/15)

NUMERICAL ROSTER

No.	Name	Pos.	Ht.	Wt.	Cl.	Exp.	Hometown (High School/Last School)
1	D.J. Moore	WR	5-11	205	Fr.	HS	Philadelphia, Pa. (Imhotep Charter School)
2 (d)	Shane Cockerille	QB	6-2	235	So.	RS	Baltimore, Md. (Gilman School)
2 (d)	Milan Collins	DB	6-1	200	So.	RS	LaPlata, Md. (Bishop McNamara HS)
3 (d)	Milan Barry-Pollock	DB	5-10	203	Jr.	SQ	Baltimore, Md. (Eastern Technical HS)
3 (d)	Adam Greene	PK	5-11	185	So.	RS	Arnold, Md. (Broadneck HS)
4	William Likely	DB	5-7	175	Jr.	2V	Belle Glade, Fla. (Glades Central HS)
5	Wes Brown	RB	6-0	210	Jr.	1V	Baltimore, Md. (Good Counsel HS)
6 (d)	Ty Johnson	RB	5-10	184	Fr.	HS	Cumberland, Md. (Fort Hill HS)
6 (d)	Zac Morton	RB	5-10	175	Fr.	RS	Bethesda, Md. (Whitman HS)
7 (d)	Yannick Ngakoue	DL	6-2	255	Jr.	2V	Bowie, Md. (Friendship Collegiate)
7 (d)	Caleb Rowe	QB	6-3	220	Sr.	2V	Landrum, S.C. (Blue Ridge HS)
8	Levern Jacobs	WR	5-11	188	RJr.	2V	Temple Hills, Md. (Suitland HS/Milford Academy)
9	Tyler Burke	LB	6-3	245	Fr.	RS	Coatesville, Pa. (Coatesville HS)
10	Will Ulmer	WR	6-0	185	Fr.	RS	Laurel, Md. (St. John's College HS)
11 (d)	Denzel Conyers	DB	6-3	212	Jr.	RS	St. Petersburg, Fla. (Boca Ciega HS/Butte College)
11 (d)	Perry Hills	QB	6-2	210	Jr.	1V	Pittsburgh, Pa. (Central Catholic HS)
12	Taivon Jacobs	WR	5-9	165	So.	SQ	Camp Spring, Md. (Suitland HS)
13	DeAndre Lane	WR	5-7	175	Jr.	SQ	Catonsville, Md. (Catonsville Senior HS)
14	Gage Shaffer	QB	6-7	212	Fr.	HS	Short Gap, W. Va. (Frankfort HS)
15	Brad Craddock	PK/P	6-1	195	Sr.	3V	Adelaide, Australia (Tabor Christian College)
16 (d)	Dexter Foreman	QB	6-1	220	Sr.	TR	Manvel, Texas (Manvel HS/Minnesota)
16 (d)	Nicholas Rubinowicz	P	6-1	216	Fr.	HS	Wellington, Fla. (American Heritage School)
17	Josh Woods	DB	6-1	202	So.	1V	Baltimore, Md. (McDonogh School)
18	Daxx Garman	QB	6-1	205	Sr.	TR	Southlake, Texas (Carroll HS/Oklahoma State)
19	A.J. Hendy	DB	6-0	208	RSr.	3V	Bowie, Md. (Bowie HS)
20	Anthony Nixon	DB	6-1	205	Sr.	3V	Pittsburgh, Pa. (Central Catholic HS)
21	Sean Davis	DB	6-1	202	Sr.	3V	Washington, D.C. (Maret School)
22	Isaiah Davis	LB	6-1	225	Fr.	HS	Temple Hills, Md. (St. Stephen's & St. Agnes)
23	Jermaine Carter, Jr.	LB	6-0	240	So.	1V	Fort Washington, Md. (Friendship Collegiate)
24 (d)	Daniel Ezeagwu	DB	6-0	207	So.	SQ	Stafford, Va. (Colonial Forge HS)
24 (d)	J.T. Ventura	DB	6-1	205	So.	SQ	Hollidaysburg, Pa. (Hollidaysburg Area HS)
25	Antwaine Carter	DB	6-1	190	So.	SQ	Waldorf, Md. (Westlake HS)
26	Darnell Savage, Jr.	DB	5-10	192	Fr.	HS	Newark, Del. (Caravel Academy)
27	Alvin Hill	DB	6-0	200	Sr.	2V	Locaust Grove, Ga. (Luella HS)
29	Joe Riddle	RB	6-1	210	Jr.	2V	Frederick, Md. (Linganore HS)
30	Kenneth Goins, Jr.	RB	5-9	233	Jr.	2V	Baltimore, Md. (Gilman School)
31	Nnamdi Egbuaba	LB	6-0	224	Fr.	RS	Baltimore, Md. (St. Frances Academy)
32	Jarrett Ross	DB	5-9	198	Jr.	2V	Newark, Del. (Charter School of Wilmington)
33	Andrew Stefanelli	RB	5-9	244	Jr.	SQ	Rockville, Md. (Good Counsel HS/Temple)
34	Jefferson Ashiru	LB	6-1	235	Sr.	TR	Powder Spring, Ga. (McEachern HS/UConn)
35	Marcus Smith	RB	5-9	200	RSr.	WO	West Friendship, Md. (Marriotts Ridge HS)
36	Elvis Dannah	DB	6-2	212	So.	SQ	Lanham, Md. (Annapolis Area Christian School)
37	Avery Thompson	LB	6-2	228	Sr.	3V	Chesapeake, Va. (Grassfield HS)
38 (d)	Lee Shrader	P	6-1	215	Fr.	RS	Newport News, Va. (Warwick HS)
38 (d)	Brett Zanotto	LB	5-10	220	Fr.	HS	Murrysville, Pa. (Franklin Regional HS)
39	Cavon Walker	DL	6-2	260	Jr.	1V	Washington, D.C. (Friendship Collegiate)
41	Jesse Aniebonam	DL	6-3	260	So.	1V	Silver Spring, Md. (Good Counsel HS)
42 (d)	Brock Dean	LB	6-0	225	Jr.	SQ	Harrisburg, Pa. (Bishop McDevitt HS)
42 (d)	Tehuti Miles	RB	5-10	210	Jr.	SQ	Hammonton, N.J. (Hammonton HS)
43	Jalen Brooks	LB	6-1	232	So.	1V	Suwanee, Ga. (Gwinnett HS)
44	Andrew Isaacs	TE	6-2	240	Jr.	2V	Manchester, Conn. (Manchester HS)
45	Brandon Ross	RB	5-10	210	Sr.	3V	Newark, Del. (Charter School of Wilmington)
46	Abner Logan	LB	6-1	242	Jr.	2V	Cambridge, Mass. (Dexter School)
47	Melvin Keihn	DL	6-1	211	So.	TR	Towson, Md. (Gilman/Virginia Tech)
48	Derrick Hayward	TE	6-5	240	So.	1V	Salisbury, Md. (Wicomico HS)
49 (d)	Ruben Franco	DL	6-5	249	Jr.	SQ	Montgomery, Texas (Montgomery HS)
49 (d)	Gus Little	LB	6-2	235	Fr.	HS	Fredericksburg, Md. (Massaponax HS)
50	Evan Mulrooney	OL	6-3	300	Sr.	2V	Wilmington, Del. (Salesianum HS)
51	Matt Oliveira	LS	6-1	212	Fr.	HS	Watchung, N.J. (Saint Peter's Prep)
52	Malik Jones	DL	6-4	275	So.	SQ	Baltimore, Md. (Paul L. Dunbar HS)
53	Quarvez Boulware	OL	6-2	304	Fr.	HS	Washington, D.C. (Friendship Collegiate Acad.)
54	JaJuan Dulaney	OL	6-2	302	So.	SQ	Powder Springs, Ga. (McEachern HS)
55	Ryan Doyle	OL	6-4	307	Sr.	2V	Wake Forest, N.C. (Wake Forest-Rolesville HS)

ALPHABETICAL ROSTER

No.	Name	Pos.
56 (d)	Adams, Nate	LS
41	Aniebonam, Jesse	DL
34	Ashiru, Jefferson	LB
3	Barry-Pollock, Milan	DB
53	Boulware, Quarvez	OL
90	Braglio, Roman	DL
43	Brooks, Jalen	LB
5	Brown, Wes	RB
9	Burke, Tyler	LB
92	Burkett, Chandler	LB
59 (d)	Carpenter, Christian	LS
25	Carter, Antwaine	DB
23	Carter, Jr., Jermaine	LB
70	Christie, Sean	OL
2 (d)	Cockerille, Shane	QB
2 (d)	Collins, Milan	DB
11 (d)	Conyers, Denzel	DB
87	Cornwell, Michael	WR
15	Craddock, Brad	PK/P
83	Culmer, Malcolm	WR
85	Davenport, Jahrvs	WR
22	Davis, Isaiah	LB
21	Davis, Sean	DB
42 (d)	Dean, Brock	LB
36	Dannah, Elvis	DB
71	Donahue, EJ	OL
55	Doyle, Ryan	OL
54	Dulaney, JaJuan	OL
76	Dunn, Michael	OL
82	Edwards, Avery	TE
31	Egbuaba, Nnamdi	LB
84	Etta-Tawo, Amba	WR
24 (d)	Ezeagwu, Daniel	DB
16 (d)	Foreman, Dexter	QB
49 (d)	Franco, Ruben	DL
88	Gallo, P.J.	TE
18	Garman, Daxx	QB
56 (d)	Gillespie, Matt	LB
30	Goins, Jr., Kenneth	RB
86	Gray, Andrew	TE
75	Gray, Derwin	OL
3 (d)	Greene, Adam	PK
60	Grommer, Stephen	OL
48	Hayward, Derrick	TE
19	Hendy, A.J.	DB
27	Hill, Alvin	DB
11 (d)	Hills, Perry	QB
59 (d)	Howard, Keiron	DL
44	Isaacs, Andrew	TE
8	Jacobs, Levern	WR
12	Jacobs, Taivon	WR
99	Jefferson, Quinton	DL
6 (d)	Johnson, Ty	RB
52	Jones, Malik	DL
47	Keihn, Melvin	DL
96	Kulka, Brett	DL
13	Lane, DeAndre	WR
4	Likely, William	DB
49 (d)	Little, Gus	LB
46	Logan, Abner	LB
69	Marchese, Joe	OL
77	McClain, Will	OL
68	McKennie, Ellis	OL

2015 MARYLAND FOOTBALL

No.	Name	Pos.	No.	Name	Pos.	Ht.	Wt.	Cl.	Exp.	Hometown (High School/Last School)
91	McLean, Adam	DL	56 (d)	Nate Adams	LS	6-0	220	So.	1V	Phoenix, Ariz. (Greenway HS)
42 (d)	Miles, Tehuti	RB	56 (d)	Matt Gillespie	LB	6-1	241	Fr.	RS	Towson, Md. (Loyola Blakefield HS)
63	Minter, Mike	OL	57	Kingsley Opara	DL	6-3	305	So.	SQ	Jacksonville, Fla. (Mandarin HS)
64	Moore, Brendan	OL	58	Damian Prince	OL	6-3	328	Fr.	RS	Washington, D.C. (Bishop McNamara HS)
1	Moore, D.J.	WR	59 (d)	Christian Carpenter	LS	5-11	217	Jr.	2V	Brentwood, Tenn. (Brentwood Academy)
6 (d)	Morton, Zac	RB	59 (d)	Keiron Howard	DL	6-3	289	Fr.	HS	Fort Washington, Md. (Potomac HS)
50	Mulrooney, Evan	OL	60	Stephen Grommer	OL	6-4	309	Sr.	SQ	Spartanburg, S.C. (Spartanburg HS)
7 (d)	Ngakoue, Yannick	DL	61	Mbi Tanyi	LB	6-1	280	Fr.	HS	Hosuton, Texas (George Bush HS)
20	Nixon, Anthony	DB	63	Mike Minter	OL	6-3	305	So.	SQ	Severna Park, Md. (Severna Park HS)
51	Oliveira, Matt	LS	64	Brendan Moore	OL	6-3	295	Fr.	RS	Austin, Texas (Westwood HS)
57	Opara, Kingsley	DL	65	Mason Zimmerman	OL	6-5	310	Fr.	HS	Whitehouse, Ohio (Anthony Wayne HS)
58	Prince, Damian	OL	66	Andrew Zeller	OL	6-5	316	Sr.	3V	Red Lion, Pa. (Red Lion Senior HS)
95	Pritchard, Nicolas	P/PK	67	David Shaw	DL	6-4	307	So.	1V	Spring Grove, Pa. (Spring Grove HS)
29 (d)	Riddle, Joe	RB	68	Ellis McKennie	OL	6-3	315	Fr.	HS	McSherrytown, Pa. (McDonogh School)
89	Roca, Eric	TE	69	Joe Marchese	OL/LS	6-3	281	So.	SQ	Vernon Hills, Ill. (Adlai E. Stevenson HS)
45	Ross, Brandon	RB	70	Sean Christie	OL	6-4	310	Fr.	RS	Medford, N.Y. (Patchogue-Medford HS)
32	Ross, Jarrett	DB	71	EJ Donahue	OL	6-3	320	Fr.	HS	Monrovia, Md. (Linganore HS)
7 (d)	Rowe, Caleb	QB	74	Tyler Smith	OL	6-2	310	Fr.	HS	Clarksville, Md. (River Hill HS)
16 (d)	Rubinowicz, Nicholas	P	75	Derwin Gray	OL	6-5	328	Fr.	RS	Wash., D.C. (Friendship Collegiate/Fork Union)
93	Saine, Oseh	DL	76	Michael Dunn	OL	6-5	312	Jr.	2V	Bethesda, Md. (Whitman HS)
26	Savage, Darnell	DB	77	Will McClain	OL	6-5	305	Fr.	HS	Middletown, Md. (Middletown HS)
14	Shaffer, Gage	QB	78	Ty Tucker	DL	6-2	285	Jr.	SQ	Walkersville, Md. (Walkersville HS)
67	Shaw, David	DL	79	Maurice Shelton	OL	6-3	304	Jr.	SQ	Greenbelt, Md. (Eleanor Roosevelt HS)
79	Shelton, Maurice	OL	82	Avery Edwards	TE	6-4	234	Fr.	HS	Raleigh, N.C. (Ravenscroft HS)
38 (d)	Shrader, Lee	P	83	Malcolm Culmer	WR	5-11	185	Jr.	2V	Willingboro, N.J. (Willingboro HS)
35	Smith, Marcus	RB	84	Amba Etta-Tawo	WR	6-1	200	Jr.	2V	Powder Springs, Ga. (McEachern HS)
74	Smith, Tyler	OL	85	Jahrvs Davenport	WR	5-9	193	Fr.	HS	Tampa, Fla. (Robinson HS)
33	Stefanelli, Andrew	RB	86	Andrew Gray	TE	6-2	230	Fr.	RS	Chardon, Ohio (Chardon HS)
97	Sutton, Daniel	P/PK	87	Michael Cornwell	WR	6-2	215	Fr.	HS	Owings Mills, Md. (McDonogh School)
61	Tanyi, Mbi	LB	88	P.J. Gallo	TE	6-2	250	Jr.	2V	Holland, Pa. (Council Rock HS South)
37	Thompson, Avery	LB	89	Eric Roca	TE	6-3	230	So.	SQ	San Juan, Puerto Rico (St. John's School)
78	Tucker, Ty	DL	90	Roman Braglio	DL	6-2	262	Jr.	2V	Owings Mills, Md. (McDonogh HS)
95	Ukandu, Azubuike	DL	91	Adam McLean	DL	6-1	315	Fr.	HS	Gaithersburg, Md. (Quince Orchard HS)
10	Ulmer, Will	QB	92	Chandler Burkett	LB	6-3	240	So.	SQ	Panama City, Fla. (Bozeman HS)
24 (d)	Ventura, J.T.	DB	93	Oseh Saine	DL	6-2	286	Fr.	HS	Worcester, Mass. (Lincoln HS/Worcester Acad.)
39	Walker, Cavan	DL	95 (d)	Nicolas Pritchard	P/PK	5-10	220	Fr.	HS	New Egypt, N.J. (New Egypt HS)
17	Woods, Josh	DB	95 (d)	Azubuike Ukandu	DL	6-0	307	Jr.	SQ	Towson, Md. (Towson HS)
38 (d)	Zanotto, Brett	LB	96	Brett Kulka	DL	6-4	254	Fr.	RS	Edinboro, Pa. (General McLane HS)
66	Zeller, Andrew	OL	97	Daniel Sutton	P/PK	6-0	165	So.	TR	New Hope, Pa. (New Hope Solebury HS/Towson)
65	Zimmerman, Mason	OL	99	Quinton Jefferson	DL	6-3	289	RJr.	2V	Pittsburgh, Pa. (Woodland Hills HS)

Key: (d) indicates duplicate number; RS indicates redshirted in 2013; SQ indicates has been eligible to play at least one season, but has not earned a letter; HS indicates high school; TR indicates transfer

Pronunciation Guide

Player	Pronunciation	Player	Pronunciation	Coach	Pronunciation
Jesse Aniebonam	ANNA-bone-um	Levern Jacobs	LEE-vern	Greg Studrawa	STU-draw-uh
Jefferson Ashiru	Ah-shur-rew	Melvin Keihn	like "cane"		
Quarvez Boulware	KWAH-vez	Yannick Ngakoue	IN-gah-kway		
Antwaine Carter	Antoine	Kingsley Opara	O-par-ah		
Brad Craddock	Crad-DOCK	Nicholas Rubinowicz	Rew-bin-oh-witz		
Jahrvs Davenport	JAR-vis	Oseh Saine	OH-say SANE		
Nnamdi Egbuaba	e-GUA-ba	Mbi Tanyi	EM-bee TIE-yan		
Amba Etta-Tawo	AUM-buh eh-TA TAH-wo	Azubuike Ukandu	az-ah-BOO-key Ew-CAN-do		
Daniel Ezeagwu	EZZ-a-gow-wu	Cavan Walker	SAY-von		
Stephen Grommer	STEPH-in GROW-mer				
Keiron Howard	KEY-ron				



MIKE LOCKSLEY

Interim Head Coach

Towson '92 • Fifth Year (10th overall) at Maryland

Mike Locksley returns for his 10th overall season at Maryland and assumed the interim head coaching duties on October 11, 2015. He is in his fifth season as offensive coordinator and quarterbacks coach and his 10th overall season at Maryland.

A native of Washington, D.C., Locksley returned home to rejoin the Terrapins after the 2011 season. He was an assistant coach at Maryland for six seasons (1997-2002).

During Maryland's debut campaign in the Big Ten in 2014, Locksley coordinated the highest scoring offense for the program in four seasons. The Terps averaged 28.5 points, which is the most since the team averaged 32.2 points per game in 2010.

Locksley's attack was orchestrated by quarterback C.J. Brown, who became Maryland's all-time leader in touchdowns responsible for with 58 after totaling 13 passing touchdowns and eight rushing touchdowns in 2014. Brown was one of only three players in the Big Ten to pass for over 2,000 yards and to rush for over 500.

Locksley successfully utilized the talent on the outside with wide receiver Stefon Diggs hauling in 62 passes for 792 yards and five touchdowns and earning second team All-Big Ten honors from the league's coaches and honorable mention honors from the media.

In 2013, Locksley guided an offense that eclipsed 5,000 yards (5,160) for only the fourth time in program history and the first time since 2003. The passing game excelled totaling 3,231 yards, the third-highest total in school history.

Under center, Locksley helped quarterback C.J. Brown become the first Maryland signal-caller to throw for over 2,000 yards (2,242) and rush for over 500 yards (576) in a single-season despite missing two of the team's top wide receivers in Stefon Diggs and Deon Long, who missed the final six games of the 2013 season due to injury.

Utilizing the depth at wide receiver, Locksley's unit had five players with 30 or more receptions led by Lavern Jacobs with 47 catches for 640 yards (13.6 ypc). The unit averaged 14.05 yards per catch, which tied for the 15th-highest average nationally.

In 2012, his first season back in College Park, Locksley coached five different quarterbacks, including three true freshmen and a converted linebacker after an unprecedented string of injuries hit the position.

Despite the constant shuffling at quarterback, Locksley found a way to get the ball in his playmakers' hands. Stefon Diggs led the team with 54 receptions for 848 yards (15.7 ypc), the most ever by a Maryland freshman. Diggs also caught six touchdowns and was named ACC Rookie of the Week three times.

A veteran coach with over 20 years of experience, Locksley previously spent four seasons (2005-08) as offensive coordinator/quarterbacks coach for the University of Illinois and two-plus years (2009-2011) as head coach at the University of New Mexico.

He possesses a well-rounded coaching resume, having tutored every offensive or defensive position except offensive line.

Locksley is also known for strong recruiting skills. He was listed as a top-25 recruiter in the nation three different times (2003, 2005, 2006) and was a finalist for 2007 recruiter of the year by Rivals.com. He also engineered top-10 recruiting classes during each of his two seasons (2003-04) as running backs coach and recruiting coordinator at the University of Florida.

In Locksley's first stint as an offensive coordinator he took over an Illinois offense which was ranked No. 86 nationally in total offense (338.1 yards per game) and gradually improved it to a top-20 unit.

The Illini went from No. 72 nationally in total offense (354.6 ypg) in 2005 to No. 19 (438.3 ypg) in 2008. They led the Big Ten in rushing in 2006 (188.8 ypg) and 2007 (256.7 ypg), and in passing (269.3 ypg) in 2008. The rushing attack was twice ranked in the top-10 nationally (No. 10 in 2006; No. 5 in 2007).

Under Locksley's tutelage, quarterback Juice Williams passed for more than 6,000 yards and rushed for over 2,000 in his three years under Locksley and was a 2008 All-Big Ten choice. Williams set school records for rushing yards by a quarterback and single-season total offense. Williams led the Big Ten in passing (3,173 yards) and total offense (3,892 yards) in 2008 and was third in passing efficiency (136.15).

Wide receiver Arrelious Benn was a first team all-conference pick as a sophomore in 2008 after leading the league in receiving yards (1,055). He went on to become a second-round pick of the Tampa Bay Buccaneers in the 2010 NFL Draft.

The 2007 Illinois offense became just the third unit in school history to surpass the 5,000-yard mark and first to top 3,000 rushing yards. Led by Big Ten Offensive Player of the Year Rashard Mendenhall, the Illini led the league in rushing for the second straight year and finished fifth nationally at 256.7 yards a game.

Mendenhall, who averaged 129 rushing yards, was a first-round pick of the Pittsburgh Steelers in the 2008 NFL Draft.

While at Illinois, Locksley helped develop running back Mikel Leshoure, who was taken in the second round (57th overall) of the 2011 NFL Draft by the Detroit Lions. He also mentored offensive linemen Jon Asamoah and Jeff Allen, who were both drafted by the Kansas City Chiefs. Asamoah was selected in the third round (68th overall-2010) and Allen was taken in the second round (44th overall - 2012).

Illinois played USC in the 2008 Rose Bowl and finished the season ranked 18th in the nation in the ESPN/USA Today Coaches' poll and 20th by the Associated Press following a 9-4 season.

In 2006, Locksley led an Illinois offense that paced the Big Ten and ranked 10th in the nation in rushing, averaging 188.8 yards. He tutored versatile running back Pierre Thomas, a two-time honorable mention all-league pick, who wrapped up his career as the No. 6 all-time rusher at Illinois and went on to star with the New Orleans Saints.

Locksley helped put the players in place to aid in Illinois' resurgence. He was named the No. 5 recruiter in the Big Ten and ranked among the top-20 in the nation by Sports Illustrated. In 2005, Rivals.com named him a top-25 recruiter.

Prior to his arrival at Illinois, Locksley worked two seasons for head coach Ron Zook at Florida, serving as running backs coach and recruiting coordinator and earning a pair of bowl appearances.

In 2004, Gators' running back Ciatrick Fason led the SEC and ranked 19th in the NCAA in rushing (105.6 yards a game) en route to second-team all-league honors. That season, Florida finished first in the SEC in both passing yards (271 per game) and total offense (426.9 ypg) and was second in scoring (31.8 points per game).

The year prior, three Gator rushers logged more than 500 rushing yards and each averaged at least 5.5 yards per carry.

Locksley had success both recruiting and grooming players in his first stint in College Park. He oversaw the running backs during his entire tenure, including the final five as recruiting coordinator.

Three different running backs - Chris Downs, Bruce Perry and LaMont Jordan - gained more than 1,000 yards and were named first-team All-Atlantic Coast Conference.

The Locksley File

Date of Birth	Dec. 25, 1969
Hometown	Washington, D.C.
Alma Mater	Towson, '92
Family	Wife, Kia;
	Sons: Mike Jr., Meiko and Kai; Daughter: Kori
Playing Experience	Safety at Towson
Years in Coaching	24

Coaching Experience Maryland

2015-	Interim Head Coach
2011-2015	Assistant Coach - Offensive Coordinator/QBs

New Mexico

2009-11	Head Coach
---------	------------

Illinois

2006-08	Assistant Coach - Offensive Coordinator/QBs
2005	Assistant Coach - Offensive Coordinator/TEs

Florida

2003-04	Assistant Coach - RBs/Recruiting Coordinator
---------	--

Maryland

1998-2002	Assistant Coach - RBs/Recruiting Coordinator
1997	Assistant Coach - Running Backs

Army

1996	Assistant Coach - WRs/TEs
------	---------------------------

Pacific

1995	Assistant Coach - Outside Linebackers
------	---------------------------------------

U.S. Navy Prep School

1994	Assistant Coach - Defensive Coordinator/DL
1993	Assistant Coach - Defensive/DBs

Towson

1992	Assistant Coach - Defensive Backs/Special Teams
------	---

Jordan spearheaded a 1999 rushing attack that led the ACC (234.1 ypg) and ranked 12th in the nation. Jordan was the runner-up for 1997 ACC Rookie of the Year and finished as a Doak Walker semifinalist. He was selected in the second round of the 2001 NFL Draft and totaled more than 3,700 yards for four teams in a nine-year professional career.

Perry was the 2001 ACC Offensive Player of the Year, a first for a Maryland running back, and the first sophomore to win the award. Both Perry and Jordan earned All-America honors under Locksley's watch.

Locksley played safety at Towson University, where he was the team's defensive MVP as a senior in 1991. He finished his career ranked 19th on the school's all-time tackles list and graduated with a bachelor's degree in business administration and marketing.

MARYLAND COACHING STAFF

OFFENSE



JOHN DUNN (Booth)
Tight Ends/Recruiting Coordinator
Fifth Year at Maryland (North Carolina, 05)

- Helped bring in a top-35 recruiting class in two of the last four years.
- Played quarterback and tight end at UNC.
- Served as a grad assistant at LSU prior to time at Maryland.



GREG STUDRAWA (Field)
Offensive Line
Second Year at Maryland (Bowling Green State, 1987)

- 26 years of collegiate coaching experience.
- Coached seven seasons at LSU including two as offensive coordinator before coming to UMD.
- Helped LSU to a national title and five SEC titles.
- Coached eight All-SEC performers and two All-Americans.



KEENAN MCCARDELL (Field)
Wide Receivers
Second Year at Maryland (UNLV, 1991)

- Spent 19 seasons in the NFL, 17 as a player.
- Two-time Pro Bowl selection and Super Bowl Champion.
- Coached the WRs for the Washington Redskins in 2010 and 2011.



TERRY RICHARDSON (Field)
Running Backs
First Year at Maryland (Syracuse, 1994)

- Spent four season in NFL as running back with Cincinnati, Philadelphia, Kansas City and Philadelphia.
- Coached RBs for Jacksonville Jaguars from 2013-14.
- RB coach under Randy Edsall at UConn from 1999-2010.

DEFENSE



KEITH DUDZINSKI (Field)
Defensive Coordinator/Inside Linebackers
Fifth Year at Maryland (New Haven, 1991)

- Named defensive coord. prior to 2015 season.
- Has coached five All-Americans in his career.
- Helped UMass reached the FCS title game in 2006.
- Led Minutemen defense that led the nation in scoring defense in 2005.



CHAD WILT (Field)
Defensive Line
Second Year at Maryland (Taylor, 1991)

- Coached Darius Kilgo in 2014 - 6th rd pick by Denver Broncos.
- Spent 2011-13 at Ball State as DL coach.
- Coached five All-Americans at Liberty from 2006-08.



DARRELL PERKINS (Booth)
Defensive Backs
First Year at Maryland (Wyoming, 1990)

- In 2014, spent season as cornerbacks coach at Old Dominion University.
- Coached at UConn from 2010-13 as defensive backs coach - under Randy Edsall in 2010.

THE BIG TEN CONFERENCE 2015 STANDINGS

EAST DIVISION	BIG TEN				OVERALL							
	W	L	For	Opp	W	L	For	Opp	Hm	Rd	Nu	Streak
Ohio State	3	0	121	65	7	0	259	114	5-0	2-0	0-0	Won 7
Michigan State	3	0	82	68	7	0	215	151	4-0	3-0	0-0	Won 7
Michigan	2	1	89	27	5	2	200	65	4-1	1-1	0-0	Lost 1
Penn State	2	1	67	48	5	2	161	124	5-0	0-2	0-0	Lost 1
Rutgers	1	2	82	111	3	3	206	175	2-2	1-1	0-0	Won 1
Indiana	0	3	86	118	4	3	239	246	3-2	1-1	0-0	Lost 3
Maryland	0	2	28	77	2	4	146	208	2-2	0-2	0-0	Lost 3

WEST DIVISION	W	L	For	Opp	W	L	For	Opp	Hm	Rd	Nu	Streak
Iowa	3	0	79	36	7	0	230	107	4-0	3-0	0-0	Won 7
Wisconsin	2	1	53	38	5	2	184	76	4-1	1-1	0-0	Won 2
Illinois	1	1	34	42	4	2	171	118	4-0	0-2	0-0	Lost 1
Northwestern	1	2	37	78	5	2	137	113	4-1	1-1	0-0	Lost 2
Minnesota	1	2	66	88	4	3	143	162	2-2	2-1	0-0	Lost 1
Nebraska	1	2	82	62	3	4	227	168	2-2	1-2	0-0	Won 1
Purdue	0	3	41	89	1	6	162	230	1-3	0-3	0-0	Lost 5

THIS WEEK IN THE BIG TEN

WEEK 8 SCHEDULE

Saturday, October 24

Northwestern at Nebraska (TBA)Noon
Penn State vs. Maryland (ESPN)3:30 pm
Wisconsin at Illinois (TBA)3:30 pm
Indiana at Michigan State (TBA)3:30 pm
Ohio State at Rutgers (TBA)8 pm

2015 BIG TEN PLAYERS OF THE WEEK

Specialist of the Week William Likely, Week 1

2015 NATIONAL WEEKLY HONORS

Lou Groza Star of the Week Brad Craddock, Week 1

Paul Hornung Honor Roll William Likely, Week 1
William Likely, Week 3

MARYLAND'S RECORD WHEN...

MD's Record In...

September2-2
October0-2
November0-0

MD's Conference Record...

At home0-1
On the road0-1
Neutral0-0

MD's Non-Conference Record...

At home2-1
On the road0-1
Neutral0-0

MD vs. Ranked Teams...

At home0-1
On the road0-1
Neutral0-0

MD's Record in Games...

Decided by 1-3 points0-0
4-7 points0-0
8-10 points0-0
11-19 points1-0
20-29 points0-3
30+ points1-1

MD's Record When Scoring...

10 or fewer points0-2
11-19 points0-0
20-29 points0-2
30+ points2-0

MD's Record When Allowing...

10 or fewer points0-0
11-19 points1-0
20-29 points1-1
30+ points0-3

MD's Record in Games...

During the day2-4
At night0-0
Scoring first1-2
Opponent scores first1-2
Leading after the 1st quarter2-1
Trailing after the 1st quarter0-3
Tied after the 1st quarter0-0
Leading at halftime2-1
Trailing at halftime0-3
Tied at halftime0-0
Leading after the 3rd quarter2-0
Trailing after the 3rd quarter0-3
Tied after the 3rd quarter0-1
In overtime0-0

MD's Record When...

100-yard rusher1-2
100-yard receiver1-0
300-yard passer0-0
Less than 300 yards total offense0-1
300-399 yards total offense0-3
400-499 yards total offense2-0
500+ yards total offense0-0
Committing fewer turnovers0-0
Committing more turnovers2-3
Turnovers are equal0-1
No turnovers committed0-0

MD's Record When Allowing...

100-yard rusher0-3
100-yard receiver0-3
300-yard passer0-1
Less than 300 yards total offense1-0
300-399 yards total offense1-1
400-499 yards total offense0-1
500+ yards total offense0-2



The Last Time ...

Kickoff Returned for TD

Maryland – William Likely (100 yards) vs. Stanford, 12-30-14
Opponent – Sammy Watkins (89 yards), Clemson, 10-15-11

Blocked Punt Returned for TD

Maryland – Avery Thompson (0 yards) at USF, 09-06-14
Opponent – David Carter (10 yards), W. Virginia, 09-19-98

Punt Returned for TD

Maryland – William Likely (85 yards) vs. Bowling Green, 09-12-15
Opponent – Nick Williams (58 yards), Connecticut, 09-17-12

Interception Returned for TD

Maryland – William Likely (45 yards) vs. Iowa, 10-18-14
Opponent – RJ Williamson (22 yards), Michigan State, 11-15-14

Two Interceptions Returned for TD

Maryland – Ryan Donohue (25 yards), Kenny Tate (8 yards), vs. Wake Forest, 10-30-10
Opponent – N/A

Fumble Returned for TD

Maryland – Dexter McDougle (66 yards), NC State, 11-26-11
Opponent – Auggie Sanchez (21 yards), USF, 09-06-14

Recorded a Safety

Maryland – at Connecticut, 09-14-13 (M. Whitfield forces intentional grounding on Connecticut quarterback Chandler Whitmer)
Opponent – West Virginia, 9-13-14 (Blocked punt rolled through the back of the end zone)

Blocked a Punt

Maryland – Anthony Nixon at Syracuse, 09-20-14
Opponent – Jarrod Harper, West Virginia, 09-13-14

Blocked Two Punts

Maryland – LaQuan Williams and Nick Peterson vs. Wake Forest, 10-30-10
Opponent – N/A

Blocked a Field Goal

Maryland – Quinton Jefferson at West Virginia, 9-26-15
Opponent – Markus Kuhn, NC State, 11-26-11

Blocked a PAT

Maryland – Marcus Whitfield vs. Boston College, 11-23-13
Opponent – Antoni Allison, East Carolina, 12-29-10

Player Passed for 6 TDs

Maryland – None
Opponent – Matt Johnson (5, 58, 5, 27, 44, 14), vs. Bowling Green, 09-12-15

Player Scored 5 TDs

Maryland – Bob Shemonski (22 rush, 26 rush, 82 PR, 4 rush, 8 rush) vs. Va. Tech, 11-07-50
Opponent – Bernard Pierce (1 rush, 9 rush, 4 rush, 44 rush, 13 rush) vs. Temple, 09-24-11

Player Passed for 5 TDs

Maryland – Scott Milanovich (5, 14, 27, 5, 12) vs. NC State, 11-5-94
Opponent – Matt Johnson (5, 58, 5, 27, 44, 14), vs. Bowling Green, 09-12-15

Player Scored 4 TDs

Maryland – D.J. Adams (1 rush, 1 rush, 1 rush, 4 rush) vs. East Carolina, 12-29-10
Opponent – Bernard Pierce (1 rush, 9 rush, 4 rush, 44 rush, 13 rush) vs. Temple, 09-24-11

Player Scored 4 Rushing TDs

Maryland – D.J. Adams (1, 1, 1, 4) vs. East Carolina, 12-29-10
Opponent – Bernard Pierce (1 rush, 9 rush, 4 rush, 44 rush, 13 rush) vs. Temple, 09-24-11

Player Passed for 4 TDs

Maryland – Caleb Rowe (1, 70, 12, 22) vs. USF, 09-19-15
Opponent – Skyler Howard (7, 15, 41, 1), at West Virginia, 09-26-15

Player Scored 3 TDs

Maryland – C.J. Brown (11 rush, 8 rush, 2 rush) vs. James Madison, 08-30-14
Opponent – J.T. Barrett (3 rush, 1 rush, 18 rush), at Ohio State, 10-10-15

Player Scored 3 Rushing TDs

Maryland – C.J. Brown (11, 8, 2) vs. James Madison, 08-30-14
Opponent – J.T. Barrett (3 rush, 1 rush, 18 rush), at Ohio State, 10-10-15

Player Passed for 3 TDs

Maryland – Caleb Rowe (1, 70, 12, 22) vs. USF, 09-19-15
Opponent – Skyler Howard (7, 15, 41, 1), at West Virginia, 09-26-15

Player Scored 3 Receiving TDs

Maryland – Torrey Smith (11, 10, 12, 71) vs. NC State, 11-27-10
Opponent – Tavon Austin (44, 24, 34) vs. West Virginia, 09-22-12

Three Players Scored 2 TDs

Maryland – Jermaine Lewis (5 rec, 27 rec), Mancel Johnson (14 rec, 12 rec), Geroy Simon (94 KOR, 5 rec) vs. NC State, 11-05-94
Opponent – Kelvin Benjamin (1 rush, 17 rush), Nick O'Leary (8 rec, 12 rec.), Karlos Williams (1 run, 17 run), Florida State, 10-05-13

Two Players Scored 2 TDs

Maryland – D.J. Adams (1 rush, 1 rush, 4 rush), Da'Rel Scott (61 rush, 91 rush) vs. East Carolina, 12-29-10
Opponent – J.T. Barrett (3 rush, 1 rush, 18 rush), E. Elliott (2 rush, 16 rush), at Ohio State, 10-10-15

Touchdown Pass By a Non-Quarterback

Maryland – Stefan Diggs, 8-yarder to Matt Furstenburg, at North Carolina, 11-24-12
Opponent – Michael Campanaro, 4-yarder to Tanner Price, Wake Forest, 10-19-13

50-Yd. Field Goal

Maryland – Brad Craddock (50 yards), vs. Rutgers, 11-29-14
Opponent – Griffin Oakes (58 yards), Indiana, 09-27-14

45-Yd. Field Goal

Maryland – Brad Craddock (57 yards), vs. Ohio State, 10-04-14
Opponent – Josh Lambert (48 yards), at West Virginia, 09-26-15

Five Field Goals

Maryland – Dale Castro (45, 29, 18, 32, 42) vs. Mississippi State, 09-22-79
Opponent – Nicholas Setta (51, 32, 18, 46, 24), Notre Dame, 08-31-02

Four Field Goals

Maryland – Nick Ferrara (24, 29, 28, 32) vs. Miami, 09-05-11
Opponent – Sam Ficken (47, 25, 46, 48), Penn State, 11-01-14

Three Field Goals

Maryland – Brad Craddock (34, 31, 30) vs. Richmond, 09-05-15
Opponent – Matt Wile (22, 33, 26), Michigan, 11-22-14

Three Field Goals 45 Yards or More

Maryland – None
Opponent – Sam Ficken (47, 46, 48), Penn State, 11-01-14

Three Field Goals 40 Yards or More

Maryland – None
Opponent – Sam Ficken (47, 46, 48), Penn State, 11-01-14

Two Field Goals 45 Yards or More

Maryland – Brad Craddock (48, 48) at Indiana, 09-27-14
Opponent – Sam Ficken (47, 46, 48), Penn State, 11-01-14

Two Field Goals 40 Yards or More

Maryland – Brad Craddock (48, 48) at Indiana, 09-27-14
Opponent – Sam Ficken (47, 46, 48), Penn State, 11-01-14

Four Field Goals 30 Yards or More

Maryland – Nick Novak (54, 34, 31, 48) vs. Duke, 10-11-03
Opponent – None

Three Field Goals 30 Yards or More

Maryland – Brad Craddock (34, 31, 30) vs. Richmond, 09-05-15
Opponent – Sam Ficken (47, 46, 48), Penn State, 11-01-14

Two-Point Conversion by Rush

Maryland – Davin Meggett vs. West Virginia, 09-17-11
Opponent – Drew Dudzik, James Madison, 09-12-09

Two-Point Conversion by Pass

Maryland – C.J. Brown to Derrick Hayward vs. Michigan State, 11-15-14
Opponent – Jack Rudock to Khalid Hill, Michigan, 10-03-15

Missed PAT (kick)

Maryland – Brad Craddock vs. Richmond, 09-05-15
Opponent – David Scully, Georgia Tech, 11-3-12

Defensive Extra-Point

Maryland – Anthony Nixon (98-yd. PAT return) vs. Boston College, 11-23-13
Opponent – L. Grant (100-yd. Interception return), Duke, 10-26-96

40 Rushing Attempts

Maryland – Charlie Wysocki (50-217) at Duke, 10-25-80
Opponent – Montel Harris (41-142), Boston College, 11-28-09

30 Rushing Attempts

Maryland – Lance Ball (32-109), vs. Boston College, 11-10-07
Opponent – Andre Williams (32-263), Boston College, 11-23-13

30 Rushing Attempts in One Half

Maryland – Charlie Wysocki (32) at Duke, 10-25-80

300 Rushing Yards

Maryland – LaMont Jordan (37-306) vs. Virginia, 11-20-99
Opponent – John Leach (46-329), Wake Forest, 11-20-93

200 Rushing Yards

Maryland – Da'Rel Scott (13-201) vs. East Carolina, 12-29-10
Opponent – Andre Williams (32-263), Boston College, 11-23-13

150 Rushing Yards

Maryland – Perry Hills (25-170) at Ohio State, 10-10-15
Opponent – Terrel Hunt (23-156), Syracuse, 09-20-14

150 Rushing Yards by a Quarterback

Maryland – Perry Hills (25-170) at Ohio State, 10-10-15

100 Rushing Yards

Maryland – Perry Hills (25-170) at Ohio State, 10-10-15
Opponent – E. Elliott (21-106) at Ohio State, 10-10-15

100 Rushing Yards in 1st Half

Maryland – Brandon Ross (12-129) at West Virginia, 09-26-15

100 Rushing Yards by a Quarterback

Maryland – Perry Hills (25-170) at Ohio State, 10-10-15
Opponent – Terrel Hunt (23-156), Syracuse, 09-20-14

Two Players with 100 Rushing Yards

Maryland – Brandon Ross (108) and C.J. Brown (107) vs. Rutgers, 11-29-14
Opponent – Yvenson Bernard (177) and James Rodgers (115), Oregon State, 12-28-07

Three Players with 100 Rushing Yards

Maryland – Richard Jennings (136), Steve Atkins (126) and Jamie Franklin (105) vs. Virginia, 11-22-75

90-Yd. TD Run

Maryland – Da'Rel Scott (91) vs. East Carolina, 12-29-10

80-Yd. TD Run

Maryland – Da'Rel Scott (91) vs. East Carolina, 12-29-10

75-Yd. TD Run

Maryland – C.J. Brown (75) vs. West Virginia, 9-13-14

75-Yd. Non-Scoring Run

Maryland – Perry Hills (75), at Ohio State, 10-10-15

50-Yd. Non-Scoring Run

Maryland – C.J. Brown (64) vs. FIU, 08-31-13

Opponent – Joe Kerridge (52), Michigan, 11-22-14

50-Yd. TD Run

Maryland – C.J. Brown (75) vs. West Virginia, 9-13-14

Opponent – Jehu Chesson (66), Michigan, 10-03-15

50 Pass Attempts

Maryland – Danny O'Brien (34-52-3, 289, 1 TD) vs. West Virginia, 09-17-11

Opponent – Matt Johnson (36-55-1, 491, 6 TDs), vs. Bowling Green, 09-12-15

40 Pass Attempts

Maryland – C.J. Brown (20-43-3) vs. Michigan State, 11-15-14

Opponent – Matt Johnson (36-55-1, 491, 6 TDs), vs. Bowling Green, 09-12-15

35 Pass Attempts

Maryland – C.J. Brown (20-43-3) vs. Michigan State, 11-15-14

Opponent – Matt Johnson (36-55-1, 491, 6 TDs), vs. Bowling Green, 09-12-15

40 Pass Completions

Maryland – Scott Milanovich (46-62-1, 380, 1 TD) at Florida St., 11-18-95

30 Pass Completions

Maryland – Danny O'Brien (34-52-3, 289, 1 TD) vs. West Virginia, 09-17-11

Opponent – Matt Johnson (36-55-1, 491, 6 TDs), vs. Bowling Green, 09-12-15

25 Pass Completions

Maryland – Danny O'Brien (34-52-3, 289, 1 TD) vs. West Virginia, 09-17-11

Opponent – Matt Johnson (36-55-1, 491, 6 TDs), vs. Bowling Green, 09-12-15

400 Passing Yards

Maryland – Danny O'Brien (417) vs. NC State, 11-27-10

Opponent – Matt Johnson (491), vs. Bowling Green, 09-12-15

300 Passing Yards

Maryland – Caleb Rowe (332) vs. Virginia, 10-26-13

Opponent – Matt Johnson (491), vs. Bowling Green, 09-12-15

250 Yards Passing

Maryland – Caleb Rowe (297) vs. USF, 09-19-15

Opponent – Cardale Jones (291), at Ohio State, 10-10-15

10 Receptions

Maryland – Stefan Diggs (10-138) vs. Stanford, 12-30-14

Opponent – Roger Lewis (15-200), vs. Bowling Green, 09-12-15

Two Players with 10 Receptions

Maryland – Walt Williams (11-84) and Geroy Simon (10-80) at Syracuse, 11-19-94

Opponent – Kevin White (13-216) and Mario Alford (11-131), West Virginia, 9-13-14

100 Receiving Yards

Maryland – Levern Jacobs (10-107) vs. USF, 09-19-15

Opponent – Michael Thomas (7-107) at Ohio State, 10-10-15

Two Players with 100 Receiving Yards

Maryland – Stefan Diggs (6-112) and Deon Long (10-108) at Indiana, 09-27-14

Opponent – Lewis (15-200) and Rhodes (2-108) vs. Bowling Green, 09-12-15

Player with 100 Rushing Yards and 100 Receiving Yards

Opponent – Mikell Simpson (Rushing: 16-119; Receiving: 13-152), Virginia, 10-20-07

Three Players with 100 Receiving Yards

Maryland – Jason Kremus (119), Mancel Johnson (106) and Russ Weaver (105) at Wake Forest, 11-20-93

Opponent – Janarion Grant (8-105), Leonte Carroo (6-104-2), Andre Patton (8-101-2), Rutgers, 11-29-14

200 Receiving Yards

Maryland – Torrey Smith (14-224), NC State, 11-27-10

Opponent – Roger Lewis (15-200), vs. Bowling Green, 09-12-15

90-Yard TD Reception

Maryland – C.J. Brown to Brandon Ross (90) at Syracuse, 09-20-14

Opponent – Shawn Halloran to Troy Stadford (90), Boston College, 10-11-86

80-Yard TD Reception

Maryland – C.J. Brown to Brandon Ross (90) at Syracuse, 09-20-14

Opponent – Josh Padrick to Samuel Smith (89), FIU, 09-23-06

75-Yard Non-Scoring Reception

Maryland – Caleb Rowe to Brandon Ross (77) vs. Virginia, 10-12-13

Opponent – C. Randolph to Jax Landfried (78), Wake Forest, 12-30-02

75-Yard TD Reception

Maryland – C.J. Brown to Brandon Ross (90) at Syracuse, 09-20-14

Opponent – Chandler Whitmer to Shakim Phillips (75), Connecticut, 09-14-13

50-Yard Non-Scoring Reception

Maryland – C.J. Brown to Deon Long (50) vs. Michigan State, 11-15-14

Opponent – Matt Johnson to Robbie Rhodes (64) vs. Bowling Green, 09-12-15

50-Yard TD Reception

Maryland – Perry Hills to D.J. Moore (52) at Ohio State, 10-10-15

Opponent – Matt Johnson to Roger Lewis (58) vs. Bowling Green, 09-12-15

Player Recorded 15 or More Tackles

Maryland – Cole Farrand (18) vs. Michigan State, 11-15-14

Opponent – Danzel White (15), Towson, 10-01-11

Player Recorded 20 or More Tackles

Maryland – Cole Farrand (23) vs. Clemson, 10-26-13

Opponent – N/A

Player Recorded 3.0 or More Sacks

Maryland – Yannick Ngakoue (3.0) vs. Bowling Green, 09-12-15

Opponent – Jeremiah Attaochu (3.0) vs. Georgia Tech, 11-3-12

Player Recorded 2.0 or More Sacks

Maryland – Roman Braglio (2.0) vs. USF, 09-19-15

Opponent – Tyquan Lewis (2.0) at Ohio State, 10-15-15

Team Gained 300 Rushing Yards

Maryland – vs. Richmond (342), 09-05-15

Opponent – at West Virginia (341), 09-26-15

Team Gained 400 Rushing Yards

Maryland – vs. Virginia (445), 11-20-99

Opponent – Navy (412), 09-06-10

Team Failed to Gain 100 Rushing Yards

Maryland – Michigan (29), 10-03-15

Opponent – Penn State (42), 11-01-14

Team Failed to Gain 50 Rushing Yards

Maryland – Michigan (29), 10-03-15

Opponent – Penn State (42), 11-01-14

Team Failed to Gain 25 Rushing Yards

Maryland – vs. Stanford (17), 12-30-14

Opponent – Boston College (8), 10-27-12

Team Gained 300 Passing Yards

Maryland – at Indiana (361), 09-27-14

Opponent – at Ohio State (317), 10-10-15

Team Gained 400 Passing Yards

Maryland – vs. NC State, (417), 11-27-10

Opponent – Bowling Green (491), 09-12-15

Team Gained 500 Passing Yards

Maryland – N/A

Opponent – West Virginia (511), 9-13-14

Team Failed to Gain 100 Passing Yards

Maryland – Michigan (76), 10-03-15

Opponent – USF (60), 09-19-15

Team Failed to Gain 50 Passing Yards

Maryland – at Clemson (41), 11-10-12

Opponent – Georgia Tech (31), 11-3-12

Team Gained 400 Yards of Total Offense

Maryland – Richmond (411), 09-19-15

Opponent – at Ohio State (499), 10-10-15

Team Gained 500 Yards of Total Offense

Maryland – at Connecticut (501), 09-14-13

Opponent – at West Virginia (601), 09-26-15

Team Gained 600 Yards of Total Offense

Maryland – at Duke (685), 09-25-04

Opponent – at West Virginia (601), 09-26-15

Team Failed to Gain 200 Yards of Total Offense

Maryland – Michigan (105), 10-03-15

Opponent – West Virginia (175), 09-21-13

Team Failed to Gain 125 Yards of Total Offense

Maryland – Michigan (105), 10-03-15

Scored 50 Points or more

Maryland – Richmond (51), 09-05-15

Opponent – Wisconsin (52), 10-25-14

Scored 50 Points or more (Conference Game)

Maryland – vs. Wake Forest (62-14), 10-30-10

Opponent – Wisconsin (52), 10-25-14

Shutout

Maryland – Michigan (0-28), 10-03-15

Opponent – West Virginia (37-0), 09-21-13

Shutout (Conference Game)

Maryland – Michigan (0-28), 10-03-15

Opponent – Wake Forest (26-0), 10-18-08

Terps Played in an Overtime Game

at Virginia Tech (W-1 OT, 27-24), 11-16-13

All-time record in overtime games, 5-3 (2-0 at home, 3-3 on the road)

Team Scored 28 Points or More In a Qtr

Maryland – vs. Rutgers (28, 2nd Qtr.), 11-29-14

Opponent – Bowling Green (28, 4th Qtr.), 09-12-15

Team Scored 21 Points or More In a Qtr

Maryland – Richmond (21, 4th Qtr.), 09-05-15

Opponent – West Virginia (21, 4th Qtr.), 09-26-15

MARYLAND SINGLE GAME, SEASON & CAREER RECORDS

RUSHING RECORDS

Career Yards

1. LaMont Jordan, 1997-00	4,147
2. Charlie Wysocki, 1978-81	3,317
3. Steve Atkins, 1975-78	2,971
4. Lance Ball, 2004-07	2,487
5. Bruce Perry, 1999, 2001-03	2,424
6. Rick Badanjek, 1982-85	2,417
7. Davin Meggett, 2008-11	2,411
8. Da'Rel Scott, 2007-10	2,401
9. Louis Carter, 1972-74	2,266
10. Alvin Blount, 1983-86	2,158
11. Willie Joyner, 1980-83	2,140
12. Brandon Ross, 2012-	2,016
13. Josh Allen, 2002-03, 2005-06	1,958
14. Billy Lovett, 1966-68	1,913
15. Ed Modzelewski, 1949-51	1,893

Season Yards

1. LaMont Jordan (Jr.), 1999	1,632
2. Charlie Wysocki (Jr.), 1980	1,359
3. Steve Atkins (Sr.), 1978	1,261
4. Bruce Perry (So.), 2001	1,242
5. Chris Downs (Sr.), 2002	1,154
6. Charlie Wysocki (So.), 1979	1,140
7. Da'Rel Scott (So.), 2008	1,133
8. Willie Joyner (Jr.), 1982	1,039
9. Louis Carter (Sr.), 1974	991
10. Billy Lovett (Sr.), 1968	963
11. Art Seymore (So.), 1970	945
12. Josh Allen (So.), 2003	922
13. LaMont Jordan (Sr.), 2000	920
14. Willie Joyner (Sr.), 1983	908
15. LaMont Jordan (So.), 1998	906

Single-Game Yards

1. LaMont Jordan vs. Virginia, 1999	306
2. Bruce Perry vs. Wake Forest, 2001	276
3. Josh Allen vs. Virginia, 2003	257
4. Willie Joyner vs. No. Carolina, 1982	240
5. Bruce Perry vs. Wake Forest, 2003	237
George Scott vs. Villanova, 1977	237
7. LaMont Jordan vs. Duke, 1999	227
8. Charlie Wysocki vs. Louisville, 1979	222
9. Rick Badanjek vs. Virginia, 1984	217
10. Charlie Wysocki vs. Duke, 1980	216
11. Steve Atkins vs. Syracuse, 1976	215
12. Alvin Blount vs. Clemson, 1984	214
13. Louis Carter vs. Virginia, 1974	213
14. Chris Downs vs. Georgia Tech, 2002	212
15. Charlie Wysocki vs. Virginia, 1979	202

Career Touchdowns

1. Rick Badanjek, 1982-85	44
2. LaMont Jordan, 1997-2000	36
3. Steve Atkins, 1975-78	31
4. Lance Ball, 2004-07	26
Charlie Wysocki, 1978-81	26
6. Louis Carter, 1972-74	25
C.J. Brown, 2011-14	25
8. Josh Allen, 2002-03, 2005-06	21
Ed Modzelewski, 1949-51	21
10. Keon Lattimore, 2004-07	19
Buddy Rodgers, 1994-97	19
12. Davin Meggett, 2008-11	18
Tommy Neal, 1983-86	18
Ed Vereb, 1953-55	18
Bob Shemonski, 1949-51	18
Da'Rel Scott, 2007-10	17
Bruce Perry, 1999, 2001-2003	17

Season Touchdowns

1. LaMont Jordan (Jr.), 1999	16
2. Rick Badanjek (Jr.), 1984	15
Bob Shemonski (Jr.), 1950	15
4. Louis Carter (Jr.), 1973	14
Ed Vereb (Sr.), 1955	14
6. Keon Lattimore (Sr.), 2007	13
Chris Downs (Sr.), 2002	13
8. C.J. Brown (Sr.), 2013	12
Lance Ball (Sr.), 2007	12
Rick Badanjek (Sr.), 1985	12
11. D.J. Adams (Fr.), 2010	11
LaMont Jordan (Sr.), 2000	11
Charlie Wysocki (Jr.), 1980	11
Ed Modzelewski (Sr.), 1951	11
Lu Gambino (Sr.), 1947	11

Single-Game Touchdowns

1. Bob Shemonski vs. Va. Tech, 1950	5
2. D.J. Adams vs. East Carolina, 2010	4
Chris Downs vs. North Carolina, 2002	4
LaMont Jordan vs. Clemson, 1999	4
Charlie Wysocki vs. Virginia, 1981	4
6. C.J. Brown vs. James Madison, 2014	3
C.J. Brown vs. NC State, 2013	3
D.J. Adams vs. Virginia, 2010	3
Lance Ball vs. Georgia Tech, 2007	3
Keon Lattimore vs. Villanova, 2007	3
Chris Downs vs. Georgia Tech, 2002	3
Bruce Perry vs. E. Michigan, 2001	3
LaMont Jordan vs. Middle Tennessee State, 2000	3
LaMont Jordan vs. Western Carolina, 1999	3
Rick Badanjek vs. No. Carolina, 1984	3
Rick Badanjek vs. NC State, 1984	3
John Nash vs. Wake Forest, 1982	3
Steve Atkins vs. Duke, 1978	3
George Scott vs. Villanova, 1977	3
Steve Atkins vs. Duke, 1977	3
Steve Atkins vs. Syracuse, 1977	3
Louis Carter vs. Clemson, 1973	3
Dennis O'Hara vs. Wake Forest, 1969	3
Dennis Condie vs. Virginia, 1960	3
Jim Joyce vs. Virginia, 1959	3
John Forbes vs. Miami, 1958	3

PASSING RECORDS

Career Completions

1. Scott Milanovich, 1992-95	650
2. Chris Turner, 2007-09	547
3. Boomer Esiason, 1981-83	461
4. C.J. Brown, 2011-14	437
5. Sam Hollenbach, 2003-06	417
6. Neil O'Donnell, 1987-89	387
7. Dan Henning, 1985-87	353
8. Brian Cummings, 1994-97	344
9. Danny O'Brien, 2010-11	342
10. Scott McBrien, 2002-03	335
11. John Kaleo, 1991-92	305
12. Dick Shiner, 1961-63	287
13. Shaun Hill, 2000-01	270
Scott Zolak, 1988-90	270
15. Stan Gelbaugh, 1981-85	251

Season Completions

1. John Kaleo (Sr.), 1992	286
2. Scott Milanovich (So.), 1993	279
3. Scott Milanovich (Jr.), 1994	229
4. Scott Zolak (Sr.), 1990	225
5. Chris Turner (Jr.), 2008	214
6. Sam Hollenbach (Sr.), 2006	203
7. Shaun Hill (Sr.), 2001	197
8. Dan Henning (Jr.), 1986	196
9. Danny O'Brien (Fr.), 2010	192
Sam Hollenbach (Jr.), 2005	192
11. C.J. Brown (Gr.), 2014	189
12. Chris Turner (Sr.), 2009	180
13. Boomer Esiason (Jr.), 1982	176
14. Scott McBrien (Sr.), 2003	173
15. C.J. Brown (Sr.), 2013	166
Stan Gelbaugh (Sr.), 1985	166

Single-Game Completions

1. Scott Milanovich vs. Florida St., 1995	46
2. Scott Milanovich vs. Wake Forest, 1993	37
3. Scott Milanovich vs. Syracuse, 1994	35
Scott Milanovich vs. W. Virginia, 1993	35
5. Danny O'Brien vs. W. Virginia, 2011	34
Scott Milanovich vs. No. Carolina, 1993	34
7. Danny O'Brien vs. NC State, 2010	33
Chris Turner vs. Boston College, 2008	33
9. Scott Milanovich vs. Wake Forest, 1995	32
Scott Milanovich vs. Virginia, 1994	32
Scott Milanovich vs. NC State, 1994	32
John Kaleo vs. Virginia, 1992	32
13. Danny O'Brien vs. Miami, 2011	31
John Kaleo vs. No. Carolina, 1992	31

MARYLAND SINGLE GAME, SEASON & CAREER RECORDS

Career Yards

1. Scott Milanovich, 1992-95	7,301
2. Chris Turner, 2007-09	6,543
3. Boomer Esiason, 1981-83	6,259
4. C.J. Brown, 2011-14	5,372
5. Scott McBrien, 2002-2003	5,169
6. Sam Hollenbach, 2003-06	5,139
7. Neil O'Donnell, 1987-89	4,989
8. Dan Henning, 1985-87	4,560
9. Danny O'Brien, 2010-11	4,086
10. Brian Cummings, 1994-97	4,080
11. John Kaleo, 1991-92	3,660
12. Stan Gelbaugh, 1981-85	3,659
13. Dick Shiner, 1961-63	3,410
14. Bob Avellini, 1972-74	3,222
15. Shaun Hill, 2000-01	3,159
16. Scott Zolak, 1988-90	3,124

Season Yards

1. Scott Milanovich (So.), 1993	3,499
2. John Kaleo (Sr.), 1992	3,392
3. Dan Henning (Jr.), 1986	2,725
4. Scott McBrien (Sr.), 2003	2,672
5. Scott Zolak (Sr.), 1990	2,589
6. Sam Hollenbach (Jr.), 2005	2,539
7. Chris Turner (Jr.), 2008	2,516
8. Scott McBrien (Jr.), 2002	2,497
9. Stan Gelbaugh (Sr.), 1985	2,475
10. Danny O'Brien (Fr.), 2010	2,438
11. Scott Milanovich (Jr.), 1994	2,394
12. Shaun Hill (Sr.), 2001	2,380
13. Sam Hollenbach (Sr.), 2006	2,371
14. Boomer Esiason (Sr.), 1983	2,322
15. Boomer Esiason (Jr.), 1982	2,302
16. C.J. Brown (Sr.), 2013	2,288

Single-Game Yards

1. Scott Milanovich vs. Va. Tech, 1993	498
2. Scott Milanovich vs. W. Virginia, 1993	451
3. John Kaleo vs. Clemson, 1992	418
4. Danny O'Brien vs. NC State, 2010	417
5. Scott Milanovich vs. Wake Forest, 1993	416
6. John Kaleo vs. Pittsburgh, 1992	415
7. Scott Milanovich vs. Duke, 1993	414
8. Scott Milanovich vs. No. Carolina, 1993	405
John Kaleo vs. Wake Forest, 1992	405
10. Scott McBrien vs. West Virginia (Gator Bowl), 2004	381
11. Scott Milanovich vs. Florida St., 1995	380

Career Touchdowns

1. Scott Milanovich, 1992-95	49
2. Boomer Esiason, 1981-83	42
3. Scott McBrien, 2002-2003	34
4. C.J. Brown, 2011-	33
5. Chris Turner, 2007-09	30
6. Danny O'Brien, 2010-11	29
7. Sam Hollenbach, 2003-06	28
8. Neil O'Donnell, 1987-89	26
9. Dan Henning, 1985-87	24
Alan Pastrana, 1965-68	23
11. Brian Cummings, 1994-97	22
Jack Scarbath, 1950-52	22
Dick Shiner, 1961-63	21
14. Stan Gelbaugh, 1981-85	20
15. Shaun Hill, 2000-01	19

Season Touchdowns

1. Scott Milanovich (So.), 1993	26
2. Danny O'Brien (Fr.) 2010	22
3. Scott Milanovich (Jr.), 1994	20
4. Scott McBrien (Sr.), 2003	19
5. Boomer Esiason (Jr.), 1982	18
6. John Kaleo (Sr.), 1992	17
Alan Pastrana (Jr.), 1966	17
8. Sam Hollenbach (Sr.), 2006	15
Scott McBrien (Jr.), 2002	15
Dan Henning (Jr.), 1986	15
Stan Gelbaugh (Sr.), 1985	15
Boomer Esiason (Sr.), 1983	15
13. C.J. Brown (Gr.), 2014	13
C.J. Brown (Sr.), 2013	13
Chris Turner (Jr.), 2008	13
Shaun Hill (Sr.), 2001	13
Sam Hollenbach (Jr.), 2005	13

Single-Game Touchdowns

1. Scott Milanovich vs. NC State, 1994	5
Scott Milanovich vs. Wake Forest, 1993	5
Scott Milanovich vs. W. Virginia, 1993	5
Scott Milanovich vs. No. Carolina, 1993	5
John Kaleo vs. Clemson, 1992	5
6. Caleb Rowe vs. USF, 2015	4
Danny O'Brien vs. NC State, 2010	4
Danny O'Brien vs. Wake Forest, 2010	4
Joel Statham vs. Duke, 2004	4
Scott McBrien vs. North Carolina, 2003	4
Scott Milanovich vs. Ga. Tech, 1994	4
Scott Milanovich vs. Va. Tech, 1993	4
Mark Manges vs. Villanova, 1975	4

RECEIVING RECORDS

Career Receptions

1. Jermaine Lewis, 1992-95	193
2. Geroy Simon, 1993-96	185
3. Torrey Smith, 2008-10	152
4. Stefon Diggs, 2012-	150
5. Darrius Heyward-Bey, 2006-08	138
6. Frank Wycheck, 1990-92	134
7. Russ Weaver, 1992-94	120
8. Guillian Gary, 1998-2001	113
9. Azizuddin Abdur-Ra'ooof, 1984-87	108
10. Barry Johnson, 1987-90	106
11. Ferrell Edmunds, 1984-87	101
Marcus Badgett, 1989-92	100
Frank Russell, 1972-74	100
14. Greg Hill, 1982-84	97
15. Mancel Johnson, 1993-96	94

Season Receptions

1. Geroy Simon (So.), 1994	77
2. Marcus Badgett (Sr.), 1992	75
3. Russ Weaver (Jr.), 1993	69
4. Torrey Smith (Jr.), 2010	67
5. Jermaine Lewis (Sr.), 1995	66
6. Stefon Diggs (Jr.), 2014	62
7. Torrey Smith (So.), 2009	61
8. Frank Wycheck (Fr.), 1990	58
9. Richie Harris (Sr.), 1992	56
10. Stefon Diggs (Fr.), 2012	54
Geroy Simon (Jr.), 1995	54
12. Jermaine Lewis (So.), 1993	52
Dan Prunzik (Sr.), 1992	52
14. Darrius Heyward-Bey (So.), 2007	51
Vernon Davis (Jr.), 2005	51
Allen Williams (Sr.), 1994	51
Greg Hill (Sr.), 1984	51

Single-Game Receptions

1. Geroy Simon vs. Florida St., 1995	16
2. Torrey Smith vs. NC State, 2010	14
Russ Weaver vs. Wake Forest, 1993	14
Frank Wycheck vs. Va. Tech, 1990	14
5. Jermaine Lewis vs. Ga. Tech, 1995	13
6. Frank Wycheck vs. NC State, 1990	12
7. Darrius Heyward-Bey vs. Wake Forest, 2008	11
Jermaine Lewis vs. NC State, 1995	11
Allen Williams vs. Syracuse, 1994	11
Geroy Simon vs. W. Virginia, 1994	11
Marcus Badgett vs. Wake Forest, 1992	11
Marcus Badgett vs. Pittsburgh, 1992	11
John Tice vs. Clemson, 1982	11
Stefon Diggs vs. Boston College, 2012	11

MARYLAND SINGLE GAME, SEASON & CAREER RECORDS

Career Yards

1. Jermaine Lewis, 1992-95	2,932
2. Stefon Diggs, 2012-14	2,227
3. Torrey Smith, 2008-10	2,215
4. Darrius Heyward-Bey, 2006-08	2,089
5. Geroy Simon, 1993-96	2,059
6. Azizuddin Abdur-Ra'ouf, 1984-87	1,895
7. Marcus Badgett, 1989-92	1,748
Barry Johnson, 1987-90	1,721
Greg Hill, 1982-84	1,721
10. Ferrell Edmunds, 1984-87	1,641
11. Guilian Gary, 1998-2001	1,552
12. James Milling, 1984-87	1,446
13. Russell Davis, 1981-83	1,408
14. Vernon Davis, 2003-05	1,371
15. Frank Russell, 1972-74	1,344

Season Yards

1. Marcus Badgett (Sr.), 1992	1,240
2. Torrey Smith (Jr.), 2010	1,055
3. Jermaine Lewis (So.), 1993	957
4. Jermaine Lewis (Sr.), 1995	937
5. Geroy Simon (So.), 1994	891
6. Vernon Davis (Jr.), 2005	871
7. Stefon Diggs (Fr.), 2012	848
8. Torrey Smith (So.), 2009	824
9. Greg Hill (Sr.), 1984	820
10. Stefon Diggs (Jr.), 2014	792
11. Darrius Heyward-Bey, (So.), 2007	786
12. Guilian Gary (Sr.), 2001	727
13. Darrius Heyward-Bey (Fr.), 2006	694
14. Jermaine Lewis (Jr.), 1994	692
15. Barry Johnson (Jr.), 1989	689

Single-Game Yardage

1. Marcus Badgett vs. Pittsburgh, 1992	251
2. Jermaine Lewis vs. No. Carolina, 1993	250
3. Torrey Smith vs. NC State, 2010	224
4. James Milling vs. No. Carolina, 1986	220
5. Marcus Badgett vs. Duke, 1992	218
6. Jermaine Lewis vs. Duke, 1995	205
7. Jermaine Lewis vs. Ga. Tech, 1995	189
8. Russell Davis vs. Penn State, 1982	188
9. Marcus Badgett vs. Wake Forest, 1992	187
10. Marcus Badgett vs. Clemson, 1992	184
11. Greg Hill vs. Miami, 1984	182

Career Touchdowns

1. Jermaine Lewis, 1992-95	21
2. Torrey Smith, 2008-10	19
3. Greg Hill, 1982-84	18
4. Stefon Diggs, 2012-	14
5. Darrius Heyward-Bey, 2006-08	13
Guilian Gary, 1998-2001	13
7. Gary Collins, 1959-61	12
8. Marcus Badgett, 1989-92	11
Barry Johnson, 1987-90	11
10. Mancel Jonsson, 1993-96	10
Geroy Simon, 1993-96	10
Azizuddin Abdur-Ra'ouf, 1984-87	10
Ferrell Edmunds, 1984-87	10
Dan Bungori, 1971-73	10
15. Vernon Davis, 2003-05	9
Vernon Joines, 1985-88	9
Mike Lewis, 1979-82	9

Season Touchdowns

1. Torrey Smith (Jr.), 2010	12
2. Jermaine Lewis (Jr.), 1994	9
Marcus Badgett (Sr.), 1992	9
4. Dan Bungori (So.), 1971	8
5. Guilian Gary (Jr.), 2000	7
Jermaine Lewis (So.), 1993	7
Greg Hill (Jr.), 1983	7
Greg Hill (So.), 1982	7
Billy Van Heusen (Jr.), 1966	7
Darryl Hill (Jr.), 1963	7
11. Vernon Davis (Jr.), 2005	6
Latrez Harrison (Sr.), 2003	6
Guilian Gary (Sr.), 2001	6
Barry Johnson (Jr.), 1989	6
James Milling (Jr.), 1986	6
Don Ratliff (Sr.), 1972	6
Stefon Diggs (Fr.), 2012	6

Single-Game Touchdowns

1. Torrey Smith vs. NC State, 2010	4
2. Vernon Davis vs. Duke, 2004	3
Guilian Gary vs. Georgia Tech, 2000	3
Jermaine Lewis vs. W. Virginia, 1993	3
James Milling vs. No. Carolina, 1986	3
6. 37 players	2
(last time: Marcus Leak vs. USF, 9/6/2014)	

DEFENSIVE RECORDS

Career Tackles (since 1969)

1. Eric Wilson, 1981-84	481
2. E.J. Henderson, 1999-2002	473
3. Chuck Faucette, 1983-86	466
4. D'Qwell Jackson, 2002-05	447
5. Ratcliff Thomas, 1993-96	424
6. Eric Barton, 1995-98	417
7. Mike Jarmolowich, 1989-92	414
8. Brad Carr, 1974-77	386
9. Scott Saylor, 1987-89	382
10. Alex Wujciak, 2008-10	381
11. Bruce Palmer, 1976-78	351
12. Aaron Thompson, 1998-2001	348
13. Mike Corvino, 1979-82	347
14. Ted Klaube, 1975-77	344
15. Demetrius Hartsfield, 2009-12	338

Season Tackles (since 1969)

1. Neal Olkewicz (Sr.), 1978	188
2. Ted Klaube (Sr.), 1977	186
3. Eric Wilson (Jr.), 1983	178
4. E.J. Henderson (Sr.), 2002	175
5. Harry Walters (Jr.), 1974	173
6. Kevin Walker (Sr.), 1987	172
7. Eric Wilson (Sr.), 1984	160
8. Eric Barton (Sr.), 1998	159
Brian Matera (Sr.), 1979	159
10. Brad Carr (Jr.), 1976	157
11. Mike Jarmolowich (Jr.), 1991	153
12. Chuck Faucette (Sr.), 1986	151
Bruce Palmer (Sr.), 1978	151
14. E.J. Henderson (Jr.), 2001	150
15. Kevin Benson (Sr.), 1975	149

Career TFL (since 1974)

1. E.J. Henderson, 1999-02	62.5
2. Aaron Thompson, 1998-01	45
3. Andre Monroe, 2011-14	38.5
4. Charles Johnson, 1976-78	37
5. Mike Corvino, 1979-82	36
6. Eric Ogbogu, 1994-97	35.5
7. Randy Starks, 2001-03	34.0
8. Shawne Merriman, 2003-04	32.5
9. Al Wallace, 1993-96	32
Joe Vellano, 2009-12	32
11. Delbert Cowsette, 1996-99	31
12. Gurnest Brown, 1979-82	27
Demetrius Hartsfield, 2009-12	27
14. Mike Whaley, 2000-01	26
15. Jeremy Navarre, 2005-08	25.5

MARYLAND SINGLE GAME, SEASON & CAREER RECORDS

Season TFL (since 1974)

1. E.J. Henderson (Sr.), 2001	28
2. Randy White (Sr.), 1974	24
3. E.J. Henderson (Sr.), 2002	19.5
4. Charles Johnson (Sr.), 1978	18
5. Andre Monroe (Sr.), 2013	17
Shawne Merriman (So.), 2004	17
Aaron Thompson (So.), 1999	17
Kris Jenkins (Sr.), 2000	17
Bruce Palmer (Sr.), 1978	17
10. Jack Bradford (Sr.), 1990	16
Bruce Mesner (Sr.), 1985	16
12. Marcus Whitfield (Sr.), 2013	15.5
13. Eric Ogbogu (Sr.), 1996	15
Eric Hicks (Sr.), 1996	15
Gurnest Brown (Sr.), 1981	15

Career TFL Yards (since 1974)

1. Andre Monroe, 2011-14	212
2. E.J. Henderson, 1999-2002	207
3. Mike Corvino, 1979-82	206
4. Charles Johnson, 1976-78	205
5. Aaron Thompson, 1998-2001	197
6. Shawne Merriman, 2002-03	170
7. James Shaffer, 1976-79	153
8. Gurnest Brown, 1979-82	149
9. Adrian Moten, 2007-10	145
10. Randy Starks, 2001-03	143
Eric Ogbogu, 1994-97	143
Ted Chapman, 1984-86	143

Season TFL Yards (since '74)

1. Randy White (Sr.), 1974	122
2. Charles Johnson (Sr.), 1978	119
3. Marcus Whitfield (Sr.), 2013	109
4. Marlin Van Horn (Sr.), 1978	101
5. Mark Duda (Sr.), 1982	94
6. Andre Monroe (Sr.), 2014	92
7. Mike Corvino (Sr.), 1981	91
8. Shawne Merriman (So.), 2004	87
9. E.J. Henderson (Sr.), 2002	86
Bruce Mesner (Sr.), 1986	86
11. James Shaffer (Sr.), 1979	84
12. Bruce Palmer (Sr.), 1978	81

Career Sacks (since 1969)

1. Andre Monroe, 2011-14	25
2. Mike Corvino, 1979-82	24
3. Shawne Merriman, 2002-04	22
4. Mark Duda, 1979-82	19
Charles Johnson, 1976-78	19
Bruce Palmer, 1976-78	19
7. Eric Ogbogu, 1994-97	18.5
8. E.J. Henderson, 1999-2002	18
Bruce Mesner, 1983-86	18
Gurnest Brown, 1979-82	18
Randy Starks, 2001-03	17.5
12. Joe Campbell, 1973-76	17
Adrian Moten, 2007-10	15.5
14. Yannick Ngakoue, 2013-	15
Aaron Thompson, 1998-2001	15
Jack Bradford, 1987-90	15
Ernie Salley, 1974-77	15

Season Sacks (since 1969)

1. Mark Duda (Sr.), 1982	13
Bruce Palmer (Sr.), 1978	13
3. Bruce Mesner (Sr.), 1985	12
Charles Johnson (Sr.), 1978	12
Randy White (Sr.), 1974	12
6. Mike Corvino (Sr.), 1981	11
Marlin Van Horn (Sr.), 1979	11
8. Andre Monroe (Sr.), 2014	10.5
9. Kris Jenkins (Sr.), 2000	10
Gurnest Brown (Sr.), 1981	10
Jack Bradford (Sr.), 1990	10
12. Andre Monroe (Sr.), 2013	9.5
13. Marcus Whitfield (Sr.), 2013	9.0
14. Shawne Merriman (So.), 2003	8.5
Shawne Merriman (Sr.), 2004	8.5
E.J. Henderson (Sr.), 2002	8.5

Season Forced Fumbles (since 1987)

1. Joel Goode, 1987	6
2. Sean Davis, 2015	4
Darin Drakeford, 2011	4
Kenny Tate, 2010	4
Milton Harris, 2005	4
5. Adrian Moten, 2007	3
Moise Fokou, 2007	3
Erin Henderson, 2006	3
Shawne Merriman, 2004	3
E.J. Henderson, 2002	3
Rod Littles, 2001	3
Aaron Thompson, 2000	3
Rod Littles, 2000	3
Eric Barton, 1998	3
Eric Ogbogu, 1998	3
Chad Wiestling, 1992	3
Lubo Zizakovich, 1990	3
Cole Farrand, 2012	3

Career Interceptions

1. Tom Brown, 1960-62	17
2. Lendell Jones, 1980-83	14
3. Bob Sullivan, 1962-63	13
4. A.J. Johnson, 1993-96	12
Bob Smith, 1972-74	12
Bernie Faloney, 1951-53	12
7. Curome Cox, 2000-02	10
Lewis Sanders, 1996-99	10
Howard Eubanks, 1979-82	10
Lloyd Burruss, 1976-80	10
Ralph Lary, 1977-80	10
Ken Schroy, 1972-74	10
13. Tony Jackson, 1997-2001	9
Shawn Forte, 1998-2000	9
Keeta Covington, 1983-86	9
Clarence Baldwin, 1981-83	9
Jim Brechbiel, 1972-75	9
Wally Stalnaker, 1967-69	9
Joe Horning, 1951-54	9

Season Interceptions

1. Bob Sullivan (Sr.), 1965	10
2. Tom Brown (Sr.), 1961	8
3. Clarence Baldwin (Sr.), 1983	7
Lendell Jones (Sr.), 1982	7
Ralph Lary (Sr.), 1979	7
Bob Smith (So.), 1972	7
7. William Likely (So.), 2014	6
Tony Jackson (Sr.), 2001	6
Lewis Sanders (Sr.), 1999	6
A.J. Johnson (Sr.), 1995	6
Keeta Covington (Sr.), 1985	6
Larry Marshall (Sr.), 1971	6
Tom Brown (Sr.), 1962	6
Bernie Faloney (Sr.), 1953	6
Joe Horning (Sr.), 1951	6
15. 10 players	5
(last time: Domonique Foxworth (So.), 2002)	

Single-Game Interceptions

1. Lendell Jones vs. Duke, 1982	4
---------------------------------	---

Career Interception Return Yards

1. Tom Brown, 1960-62	275
2. Alex Wujciak, 2008-10	238
3. Joe Horning, 1951-54	222
4. Bill McFadden, 1979-82	212
5. Bernie Faloney, 1950-53	207
6. Randall Jones, 1998-2001	177
7. Lloyd Burruss, 1976-80	173
8. William Likely, 2013-	170
9. Jim LaRue, 1947-49	168
10. Ernie Arizzi, 1961-63	166
11. Ken Schroy, 1972-74	165
12. Frank Tamburello, 1954-55	161
13. Ralph Lary, 1977-80	160
14. Curome Cox, 2000-03	153
15. Joe Petruzzo, 1950-51	143

Season Interception Return Yards

1. William Likely (So.), 2014	170
2. Alex Wujciak (Sr.), 2009	152
3. Joe Horning (Sr.), 1951	147
4. Frank Tamburello (So.), 1954	140
5. Cliff Crosby (Sr.), 1998	133
6. Larry Marshall (Sr.), 1971	131
7. Tom Brown (Sr.), 1962	122
8. Eddie Tomlin (Sr.), 1989	120
9. Shawn Forte (Sr.), 2000	114
10. Bill McFadden (Sr.), 1981	112
11. Dickie Lewis (So.), 1956	111
12. Jim LaRue (Sr.), 1949	103
13. Ralph Lary (Sr.), 1979	102
Joe Petruzzo (So.), 1950	102
15. Cameron Chism (Sr.), 2011	100

2015 TEAM STATISTICS

Team Statistics	UMD	OPP
SCORING	146	208
Points Per Game	24.3	34.7
Points Off Turnovers	1309	10795
FIRST DOWNS	99	147
Rushing	47	64
Passing	44	68
Penalty	8	15
RUSHING YARDAGE	1066	1181
Yards gained rushing	1186	1360
Yards lost rushing	120	179
Rushing Attempts	202	273
Average Per Rush	5.3	4.3
Average Per Game	177.7	196.8
TDs Rushing	7	14
PASSING YARDAGE	982	1565
Comp-Att-Int	83-188-17	126-207-5
Average Per Pass	5.2	7.6
Average Per Catch	11.8	12.4
Average Per Game	163.7	260.8
TDs Passing	10	14
TOTAL OFFENSE	2048	2746
Total Plays	390	480
Average Per Play	5.3	5.7
Average Per Game	341.3	457.7
KICK RETURNS: #-Yards	18-382	16-342
PUNT RETURNS: #-Yards	17-385	8-98
INT RETURNS: #-Yards	5-56	17-158
KICK RETURN AVERAGE	21.2	21.4
PUNT RETURN AVERAGE	22.6	12.2
INT RETURN AVERAGE	11.2	9.3
FUMBLES-LOST	5-2	11-3
PENALTIES-Yards	47-445	44-429
Average Per Game	74.2	71.5
PUNTS-Yards	37-1442	30-1351
Average Per Punt	39.0	45.0
Net punt average	35.2	29.5
KICKOFFS-Yards	29-1818	37-2099
Average Per Kick	62.7	56.7
Net kick average	39.7	36.9
TIME OF POSSESSION/Game	26:52	33:08
3RD-DOWN Conversions	28/85	36/92
3rd-Down Pct	33%	39%
4TH-DOWN Conversions	2/6	7/13
4th-Down Pct	33%	54%
SACKS BY-Yards	20-114	10-65
MISC YARDS	0	0
TOUCHDOWNS SCORED	19	28
FIELD GOALS-ATTEMPTS	5-6	4-10
ON-SIDE KICKS	0-1	0-0
RED-ZONE SCORES	(12-14) 86%	(24-28) 86%
RED-ZONE TOUCHDOWNS	(8-14) 57%	(21-28) 75%
PAT-ATTEMPTS	(17-18) 94%	(26-26) 100%
ATTENDANCE	163078	169043
Games/Avg Per Game	4/40770	2/84522
Neutral Site Games		0/0

Score by Quarters	1st	2nd	3rd	4th	OT	Total
Maryland	41	29	28	48	0	146
Opponents	42	53	50	63	0	208

2015 INDIVIDUAL STATISTICS

Rushing	gp-gs	att	gain	loss	net	avg	td	lg	avg/g
Ross, Brandon	6-6	80	453	22	431	5.4	2	55	71.8
Hills, Perry	3-3	36	325	36	289	8.0	2	75	96.3
Brown, Wes	6-0	36	185	4	181	5.0	2	17	30.2
Johnson, Ty	6-0	26	135	4	131	5.0	1	23	21.8
Rowe, Caleb	5-3	9	42	20	22	2.4	0	15	4.4
Moore, D.J.	6-4	1	9	0	9	9.0	0	9	1.5
Jacobs, Levern	6-5	2	9	1	8	4.0	0	9	1.3
Likely, William	6-6	1	8	0	8	8.0	0	8	1.3
Garman, Daxx	2-0	11	20	33	-13	-1.2	0	6	-6.5
Total	6	202	1186	120	1066	5.3	7	75	177.7
Opponents	6	273	1360	179	1181	4.3	14	66	196.8

Passing	gp-gs	effic	comp-att-int	pct	yds	td	lg	avg/g
Rowe, Caleb	5-3	71.60	40-91-12	44.0	428	4	70	85.6
Hills, Perry	3-3	105.61	37-78-4	47.4	439	5	52	146.3
Garman, Daxx	2-0	94.22	6-18-1	33.3	115	1	46	57.5
Team	2-0	0.00	0-1-0	0.0	0	0	0	0.0
Total	6	87.49	83-188-17	44.1	982	10	70	163.7
Opponents	6	141.86	126-207-5	60.9	1565	14	64	260.8

Receiving	gp-gs	no.	yds	avg	td	lg	avg/g
Jacobs, Levern	6-5	22	222	10.1	2	49	37.0
Moore, D.J.	6-4	11	193	17.5	2	52	32.2
Edwards, Avery	6-1	10	103	10.3	2	24	17.2
Etta-Tawo, Amba	6-2	10	97	9.7	0	19	16.2
Brown, Wes	6-0	8	77	9.6	0	24	12.8
Jacobs, Taivon	6-4	7	127	18.1	1	70	21.2
Culmer, Malcolm	6-1	5	63	12.6	1	37	10.5
Goins, Kenneth	6-3	2	14	7.0	1	13	2.3
Hayward, Derrick	6-2	2	10	5.0	0	6	1.7
Ross, Brandon	6-6	2	0	0.0	0	1	0.0
Davenport, Jahrvis	4-0	1	46	46.0	1	46	11.5
Lane, DeAndre	6-0	1	16	16.0	0	16	2.7
Cockerille, Shane	6-1	1	7	7.0	0	7	1.2
Johnson, Ty	6-0	1	7	7.0	0	7	1.2
Total	6	83	982	11.8	10	70	163.7
Opponents	6	126	1565	12.4	14	64	260.8

Punt Returns	no.	yds	avg	td	lg
Likely, William	17	385	22.6	2	85
Total	17	385	22.6	2	85
Opponents	8	98	12.2	0	29

Interceptions	no.	yds	avg	td	lg
Davis, Sean	2	33	16.5	0	33
Nixon, Anthony	1	16	16.0	0	16
Jefferson, Quinton	1	0	0.0	0	0
Brooks, Jalen	1	7	7.0	0	7
Total	5	56	11.2	0	33
Opponents	17	158	9.3	0	42

Kick Returns	no.	yds	avg	td	lg
Likely, William	14	291	20.8	0	42
Johnson, Ty	3	85	28.3	0	45
Gallo, P.J.	1	6	6.0	0	6
Total	18	382	21.2	0	45
Opponents	16	342	21.4	0	29

Fumble Returns	no.	yds	avg	td	lg
Braglio, Roman	1	4	4.0	0	4
Total	1	4	4.0	0	4
Opponents	0	0	0.0	0	0

2015 INDIVIDUAL STATISTICS

Scoring	td	fg	PAT				dpx	saf	pts
			kick	rush	rcv	pass			
Craddock, Brad	-	5-6	17-18	-	-	-	-	32	
Likely, William	2	-	-	-	-	-	-	12	
Ross, Brandon	2	-	-	-	-	-	-	12	
Hills, Perry	2	-	-	-	-	-	-	12	
Moore, D.J.	2	-	-	-	-	-	-	12	
Edwards, Avery	2	-	-	-	-	-	-	12	
Jacobs, Levern	2	-	-	-	-	-	-	12	
Brown, Wes	2	-	-	-	-	-	-	12	
Goins, Kenneth	1	-	-	-	-	-	-	6	
Culmer, Malcolm	1	-	-	-	-	-	-	6	
Johnson, Ty	1	-	-	-	-	-	-	6	
Jacobs, Taivon	1	-	-	-	-	-	-	6	
Davenport, Jahvis	1	-	-	-	-	-	-	6	
Garman, Daxx	-	-	-	0-1	-	-	-	0	
Total	19	5-6	17-18	0-1	-	-	-	146	
Opponents	28	4-10	26-26	-	1	1-2	-	208	

Total Offense	g	plays	rush	pass	total	avg/g
Hills, Perry	3	114	289	439	728	242.7
Rowe, Caleb	5	100	22	428	450	90.0
Ross, Brandon	6	80	431	0	431	71.8
Brown, Wes	6	36	181	0	181	30.2
Johnson, Ty	6	26	131	0	131	21.8
Garman, Daxx	2	29	-13	115	102	51.0
Moore, D.J.	6	1	9	0	9	1.5
Likely, William	6	1	8	0	8	1.3
Jacobs, Levern	6	2	8	0	8	1.3
Total	6	390	1066	982	2048	341.3
Opponents	6	480	1181	1565	2746	457.7

Field Goals	fg	pct.	01-19	20-29	30-39	40-49	50-99	lg	blk
Craddock, Brad	5-6	83.3	0-0	1-2	3-3	1-1	0-0	41	0

FG Sequence	Maryland	Opponents
Richmond	(34),(31),(30),28	-
Bowling Green	(41),(23)	27,34
USF	-	(34)
West Virginia	-	51,(48),44
Michigan	-	47,(30),(32)
Ohio State	-	44

Punting	no.	yds	avg	lg	tb	fc	i20	50+	blk
Pritchard, Nicolas	28	1114	39.8	55	1	5	4	3	0
Craddock, Brad	9	328	36.4	52	1	1	6	1	0
Total	37	1442	39.0	55	2	6	10	4	0
Opponents	30	1351	45.0	65	4	3	9	12	0

Kickoffs	no.	yds	avg	tb	ob	retn	net	ydln
Craddock, Brad	29	1818	62.7	13	0			
Total	29	1818	62.7	13	0	21.4	39.7	25
Opponents	37	2099	56.7	14	3	21.2	36.9	28

Numbers in (parentheses) indicate field goal was made.

2015 INDIVIDUAL STATISTICS

All Purpose	g	rush	rcv	pr	kr	ir	total	avg/g
Likely, William	6	8	0	385	291	0	684	114.0
Ross, Brandon	6	431	0	0	0	0	431	71.8
Hills, Perry	3	289	0	0	0	0	289	96.3
Brown, Wes	6	181	77	0	0	0	258	43.0
Jacobs, Levern	6	8	222	0	0	0	230	38.3
Johnson, Ty	6	131	7	0	85	0	223	37.2
Moore, D.J.	6	9	193	0	0	0	202	33.7
Jacobs, Taivon	6	0	127	0	0	0	127	21.2
Edwards, Avery	6	0	103	0	0	0	103	17.2
Etta-Tawo, Amb	6	0	97	0	0	0	97	16.2
Culmer, Malcolm	6	0	63	0	0	0	63	10.5
Davenport, Jahr	4	0	46	0	0	0	46	11.5
Davis, Sean	6	0	0	0	0	33	33	5.5
Rowe, Caleb	5	22	0	0	0	0	22	4.4
Nixon, Anthony	6	0	0	0	0	16	16	2.7
Lane, DeAndre	6	0	16	0	0	0	16	2.7
Goins, Kenneth	6	0	14	0	0	0	14	2.3
Hayward, Derric	6	0	10	0	0	0	10	1.7
Brooks, Jalen	6	0	0	0	0	7	7	1.2
Cockerille, Shan	6	0	7	0	0	0	7	1.2
Gallo, P.J.	6	0	0	0	6	0	6	1.0
Garman, Daxx	2	-13	0	0	0	0	-13	-6.5
Total	6	1066	982	385	382	56	2871	478.5
Opponents	6	1181	1565	98	342	158	3344	557.3

2015 DEFENSIVE STATISTICS

#	Defensive Leaders	gp-gs	Tackles				tfl/yds	Sacks no-yds	Pass defense			Fumbles		blkd	
			ua	a	tot				int-yds	brup	qbh	rcv-yds	ff	kick	saf
23	Carter, Jermaine	6-6	40	23	63	7.0-17	.	.	1
21	Davis, Sean	6-6	37	11	48	3.0-5	1.0-3	2-33	1	.	1-0	4	.	.	.
20	Nixon, Anthony	6-6	27	15	42	0.5-0	.	1-16	1
19	Hendy, A.J.	6-6	26	15	41	1.0-2	.	.	2
43	Brooks, Jalen	6-6	20	17	37	1.0-2	.	1-7	1	.	.	1	.	.	.
4	Likely, William	6-6	24	7	31	3.0-7	.	.	8	.	.	2	.	.	.
34	Ashiru, Jefferson	5-5	15	6	21	1.0-13	1.0-13
99	Jefferson, Quinton	6-6	10	10	20	5.5-30	4.5-29	1-0	1	.	.	1	1	.	.
90	Braglio, Roman	5-4	11	8	19	4.5-12	2.0-8	.	.	.	1-4	1	.	.	.
7	Ngakoue, Yannick	6-6	15	4	19	7.0-38	7.0-38	.	1	2
41	Aniebonam, Jesse	6-2	10	6	16	4.0-12	2.0-6
37	Thompson, Avery	6-1	8	4	12	.	.	.	1
27	Hill, Alvin	6-0	8	2	10
32	Ross, Jarrett	6-0	7	1	8
57	Opara, Kingsley	5-0	1	6	7
67	Shaw, David	4-4	4	2	6	0.5-1
9D	Ukandu, Azubuike	5-2	5	1	6	1.5-9	1.5-9	.	.	1
92	Burkett, Chandler	2-0	5	1	6	2.5-10	1.0-8
24	Ezeagwu, Daniel	6-0	3	2	5
39	Walker, Cavon	5-0	3	2	5	.	.	.	1
61	Tanyi, Mbi	2-0	4	.	4
5	Brown, Wes	6-0	3	.	3
9	Burke, Tyler	6-0	3	.	3
96	Kulka, Brett	5-0	1	2	3	.	.	.	1	1
38	Zanotto, Brett	4-0	2	1	3
30	Goins, Kenneth	6-3	2	.	2
1	Moore, D.J.	6-4	2	.	2
63	Minter, Mike	3-3	1	.	1
76	Dunn, Michael	6-6	1	.	1
88	Gallo, P.J.	6-1	.	1	1
25	Carter, Antwaine	3-0	1	.	1
13	Lane, DeAndre	6-0	1	.	1
2	Cockerille, Shane	6-1	.	1	1	1-0
48	Hayward, Derrick	6-2	1	.	1
83	Culmer, Malcolm	6-1	1	.	1
8	Jacobs, Levern	6-5	1	.	1
Total		6	303	148	451	42-158	20-114	5-56	19	4	3-4	9	1	.	.
Opponents		6	230	118	348	37-134	10-65	17-158	19	9	2-0	1	.	.	.

GAME-BY-GAME STARTERS

Offense

GAME	TE/FB	Left Tackle	Left Guard	Center	Right Guard	Right Tackle	WR	Quarterback	TB	WR	FB/WR
Richmond	Hayward ³	Dunn ²⁷	Minter ¹	Mulrooney ⁶	Zeller ²¹	Doyle ²⁴	Etta-Tawo ¹³	Hills ⁸	B. Ross ²⁷	L. Jacobs ⁷	Goins ⁹
Bowling Green	Hayward ⁴	Dunn ²⁸	Minter ²	Mulrooney ⁷	Zeller ²²	Doyle ²⁵	Etta-Tawo ¹⁴	Hills ⁹	B. Ross ²⁸	L. Jacobs ⁸	Culmer ⁵
USF	Gallo ³	Dunn ²⁹	Minter ³	Mulrooney ⁸	Zeller ²³	Doyle ²⁶	D.J. Moore ¹	Rowe ⁴	B. Ross ²⁹	T. Jacobs ²	Cockerille ¹
at West Virginia	Goins ¹⁰	Dunn ³⁰	Doyle ²⁷	Mulrooney ⁹	Zeller ²⁴	Prince ¹	D.J. Moore ²	Rowe ⁵	B. Ross ³⁰	T. Jacobs ³	L. Jacobs ⁹
Michigan	Goins ¹¹	Dunn ³¹	Doyle ²⁸	Mulrooney ¹⁰	Zeller ²⁵	Prince ²	D.J. Moore ³	Rowe ⁶	B. Ross ³¹	T. Jacobs ⁴	L. Jacobs ¹⁰
at Ohio State	Edwards ¹	Dunn ³²	Doyle ²⁹	Mulrooney ¹¹	Zeller ²⁶	Prince ³	D.J. Moore ⁴	Hills ¹⁰	B. Ross ³²	T. Jacobs ⁵	L. Jacobs ¹¹
Penn State											
at Iowa											
Wisconsin											
at Michigan State											
Indiana											
at Rutgers											

Defense

GAME	DE	DT	DT	DE	SAM	MIKE	WILL	Cornerback	Safety	Safety	Cornerback
Richmond	Braglio ³	Shaw ²	Jefferson ¹⁷	Ngakoue ¹²	Brooks ⁵	J. Carter ¹	Ashiru ²⁰	Likely ²⁵	Hendy ⁷	Nixon ³⁰	S. Davis ²⁹
Bowling Green	Aniebonam ¹	Shaw ³	Jefferson ¹⁸	Ngakoue ¹³	Brooks ⁶	J. Carter ²	Ashiru ²¹	Likely ²⁶	Hendy ⁸	Nixon ³¹	S. Davis ³⁰
USF	Braglio ⁴	Shaw ⁴	Jefferson ¹⁹	Ngakoue ¹⁴	Brooks ⁷	J. Carter ³	Ashiru ²²	Likely ²⁷	Hendy ⁹	Nixon ³²	S. Davis ³¹
at West Virginia	Braglio ⁵	Shaw ⁵	Jefferson ²⁰	Ngakoue ¹⁵	Brooks ⁸	J. Carter ⁴	Ashiru ²³	Likely ²⁸	Hendy ¹⁰	Nixon ³³	S. Davis ³²
Michigan	Braglio ⁶	Ukandu ¹	Jefferson ²¹	Ngakoue ¹⁶	Brooks ⁹	J. Carter ⁵	Ashiru ²⁴	Likely ²⁹	Hendy ¹¹	Nixon ³⁴	S. Davis ³³
at Ohio State	Aniebonam ²	Ukandu ²	Jefferson ²²	Ngakoue ¹⁷	Thompson ¹	J. Carter ⁶	Brooks ¹⁰	Likely ³⁰	Hendy ¹²	Nixon ³⁵	S. Davis ³⁴
Penn State											
at Iowa											
Wisconsin											
at Michigan State											
Indiana											
at Rutgers											

Class Starters by Game (includes punter, snapper & place-kicker)

GAME	Seniors	Juniors	Sophomores	Redshirt Freshmen	True Freshmen	Total
Richmond	9	9	6	0	1 (Pritchard)	25
Bowling Green	9	8	7	0	1 (Pritchard)	25
USF	9	7	7	0	2 (Moore, Pritchard)	25
at West Virginia	9	6	5	1	2 (Moore, Pritchard)	25
Michigan	9	9	4	1	2 (Moore, Pritchard)	25
at Ohio State	9	7	5	1	3 (Edwards, Moore, Pritchard)	25
Penn State						
at Iowa						
Wisconsin						
at Michigan State						
Indiana						
at Rutgers						

Terrapin Playing-Experience Superlatives

	Offense	Defense
Most overall starts, career —	32, Michael Dunn (OL), Brandon Ross (RB) 29, Ryan Doyle (OL)	35, Anthony Nixon (DB) 34, Sean Davis (DB)
Most overall starts, 2015 —	6, 4 players	6, 8 players
Most consecutive starts, career —	32, Michael Dunn (OL) 23, Andrew Zeller (OL)	32, Sean Davis (DB) 29, William Likely (DB)
Most consecutive starts, 2015 —	6, 4 players	6, 8 players

2015 GAME-BY-GAME PARTICIPATION

R-SENIORS (1)	RICH	BG	USF	WV	MI	OSU	PSU	IA	WIS	MSU	IND	RU
19 Hendy DB	S	S	S	S	S	S						
Class Participation	1-1	1-1	1-1	1-1	1-1	1-1						

SENIORS (13)	RICH	BG	USF	WV	MI	OSU	PSU	IA	WIS	MSU	IND	RU
15 Craddock PK	S	S	S	S	S	S						
18 Garman QB	dn	dn	dn	x	x	dn						
20 Nixon DB	S	S	S	S	S	S						
21 S. Davis DB	S	S	S	S	S	S						
27 Hill DB	x	x	x	x	x	x						
34 Ashiru LB	S	S	S	S	S	dn						
37 Thompson LB	x	x	x	x	x	S						
40 Foreman QB	dn	dn	dn	dn	dn	dn						
45 B. Ross RB	S	S	S	S	S	S						
50 Mulrooney OL	S	S	S	S	S	S						
55 Doyle OL	S	S	S	S	S	S						
60 Grommer OL	x	dn	dn	dn	dn	dn						
66 Zeller OL	S	S	S	S	S	S						
Class Participation	8-10	8-10	8-10	8-11	8-11	8-9						

R-JUNIORS (3)	RICH	BG	USF	WV	MI	OSU	PSU	IA	WIS	MSU	IND	RU
7 Rowe QB	x	x	S	S	S	x						
8 L. Jacobs WR	S	S	x	S	S	S						
99 Jefferson DL	S	S	S	S	S	S						
Class Participation	2-3	2-3	2-3	3-3	3-3	2-3						

JUNIORS (26)	RICH	BG	USF	WV	MI	OSU	PSU	IA	WIS	MSU	IND	RU
3 Barry-Pollock DB	dn	dn	dn	dn	dn	dn						
4 Likely DB	S	S	S	S	S	S						
5 Brown RB	x	x	x	x	x	x						
7 Ngakoue LB	S	S	S	S	S	S						
11 Conyers DB	dn	dn	x	x	x	x						
11 Hills QB	S	S	dn	dn	dn	S						
13 Lane WR	x	x	x	x	x	x						
29 Riddle RB	x	x	x	x	x	x						
30 Goins FB	S	x	x	S	S	x						
32 J. Ross DB	x	x	x	x	x	x						
33 Stefanelli FB	dn	dn	dn	dn	dn	dn						
39 Walker LB	x	x	x	dn	x	x						
42 Dean LB	dn	dn	dn	dn	dn	dn						
42 Miles RB	dn	dn	dn	dn	dn	dn						
44 Isaacs TE	dn	dn	dn	dn	dn	dn						
46 Logan LB	dn	dn	dn	dn	dn	dn						
49 Franco DL	dn	dn	dn	dn	dn	dn						
59 Carpenter LS	dn	dn	dn	dn	dn	dn						
76 Dunn OL	S	S	S	S	S	S						
78 Tucker OL	x	dn	dn	dn	dn	dn						
79 Shelton OL	x	dn	dn	dn	dn	dn						
83 Culmer WR	x	S	x	x	x	x						
84 Etta-Tawo WR	S	S	x	x	x	x						
88 Gallo TE	x	x	S	x	x	x						
90 Braglio DL	S	x	S	S	S	dn						
95 Ukandu DL	dn	x	x	x	S	S						
Class Participation	7-16	6-15	5-15	5-15	6-15	5-15						

R-SOPHOMORES (1)	RICH	BG	USF	WV	MI	OSU	PSU	IA	WIS	MSU	IND	RU
35 M. Smith RB	dn	dn	dn	dn	dn	dn						
Class Participation	0-0	0-0	0-0	0-0	0-0	0-0						

SOPHOMORES (24)	RICH	BG	USF	WV	MI	OSU	PSU	IA	WIS	MSU	IND	RU
2 Cockerille QB	x	x	S	x	x	x						
2 Collins DB	dn	dn	dn	dn	dn	dn						
3 Greene K	dn	dn	dn	dn	dn	dn						
12 T. Jacobs WR	x	x	S	S	S	S						
17 Woods DB	dn	dn	dn	dn	dn	dn						
23 J. Carter LB	S	S	S	S	S	S						
24 Ezeagwu DB	x	x	x	x	x	x						
24 Ventura DB	dn	dn	dn	dn	dn	dn						
25 A. Carter DB	x	x	x	x	x	x						
36 Dennah DB	dn	dn	dn	dn	dn	dn						
41 Aniebonam LB	x	S	x	x	x	S						
43 Brooks LB	S	S	S	S	S	S						
47 Keihn DL	tr	tr	tr	tr	tr	tr						
48 Hayward TE	S	S	x	x	x	x						
52 Jones DL	dn	dn	dn	dn	dn	dn						
54 Dulaney OL	dn	dn	dn	dn	dn	dn						
56 Adams LS	S	S	S	S	S	S						
57 Opara DL	x	x	x	x	dn	x						
63 Minter OL	S	S	S	dn	dn	dn						
67 Shaw DL	S	S	S	S	dn	dn						
69 Marchese OL	dn	dn	dn	dn	dn	dn						
89 Roca TE	dn	dn	dn	dn	dn	dn						
92 Burkett DL	dn	dn	x	dn	dn	x						
97 Sutton P/PK	tr	tr	tr	tr	tr	tr						
Class Participation	6-13	7-12	7-13	5-10	4-8	5-10						

R-FRESHMEN (13)	RICH	BG	USF	WV	MI	OSU	PSU	IA	WIS	MSU	IND	RU
6 Morton RB	dn	dn	dn	dn	dn	dn						
9 Burke LB	x	x	x	x	x	x						
10 Ulmer WR	dn	dn	dn	dn	dn	dn						
31 Egbuaba LB	dn	dn	dn	dn	dn	dn						
38 Shrader P	dn	dn	dn	dn	dn	dn						
56 Gillespie LB	dn	dn	dn	dn	dn	dn						
58 Prince OL	x	x	x	S	S	S						
64 B. Moore OL	x	dn	dn	dn	dn	dn						
70 Christie OL	dn	dn	dn	dn	dn	dn						
75 D. Gray OL	dn	dn	dn	dn	dn	x						
86 A. Gray TE	dn	dn	dn	dn	dn	dn						
96 Kulka DL	x	dn	x	x	x	x						
Class Participation	0-4	0-2	0-3	1-3	1-4	1-3						

T-FRESHMEN (23)	RICH	BG	USF	WV	MI	OSU	PSU	IA	WIS	MSU	IND	RU
1 D.J. Moore WR	x	x	S	S	S	S						
6 Johnson RB	x	x	x	x	x	x						
14 Shaffer QB	dn	dn	dn	dn	dn	dn						
16 Rubinowicz P	dn	dn	dn	dn	dn	dn						
22 I. Davis LB	dn	dn	dn	dn	dn	dn						
26 Savage DB	dn	dn	x	x	x	x						
38 Zanutto LB	x	dn	x	x	x	dn						
49 Little LB	dn	dn	dn	dn	dn	dn						
51 Oliveira LS	dn	dn	dn	dn	dn	dn						
53 Boulware OL	dn	dn	dn	dn	dn	dn						
59 Howard DL	dn	dn	dn	dn	dn	dn						
61 Tanji LB	dn	dn	dn	x	x	dn						
65 Zimmerman OL	dn	dn	dn	dn	dn	dn						
68 McKennie OL	dn	dn	dn	dn	dn	dn						
71 Donahue OL	dn	dn	dn	dn	dn	dn						
74 T. Smith OL	dn	dn	dn	dn	dn	dn						
77 McClain OL	dn	dn	dn	dn	dn	dn						
82 Edwards TE	x	x	x	x	x	S						
85 Davenport WR	dn	dn	x	x	x	x						
87 Cornwell WR	dn	dn	dn	dn	dn	dn						
93 Saine DL	dn	dn	dn	dn	dn	dn						
95 Pritchard P/PK	S	S	S	S	S	S						
Class Participation	1-5	1-4	2-7	2-8	2-8	3-6						
ACTIVE PLAYERS	52	46	52	51	50	47						

x – indicates played in game; S – indicates started game; dnp – did not play; ; tr - indicates will sit out season as transfer; susp - suspended for the game

2015 GAME-BY-GAME TEAM STATISTICS

TEAM STATISTICS

Date	Opponent	Rushing				Receiving				Passing				Kick Returns				Punt Returns				tot off		
		no.	yds	td	lg	no.	yds	td	lg	cmp	att	int	yds	td	lg	no.	yds	td	lg	no.	yds		td	lg
Sep 05	RICHMOND	45	341	3	23	12	138	2	37	12	22	1	138	2	37	3	69	0	42	8	233	1	67	479
Sep 12	BOWLING GREEN	26	156	0	36	16	185	2	42	16	33	3	185	2	42	1	19	0	19	2	82	1	85	341
Sep 19	USF	34	114	1	13	21	297	4	70	21	34	3	297	4	70	3	90	0	45	2	22	0	11	411
Sep 26	at West Virginia	29	173	0	55	14	153	1	46	14	36	5	153	1	46	4	65	0	20	0	0	0	0	326
Oct 03	MICHIGAN	26	29	0	18	10	76	0	22	10	36	3	76	0	22	4	91	0	31	3	23	0	12	105
Oct 10	at Ohio State	42	253	3	75	10	133	1	52	10	27	2	133	1	52	3	48	0	28	2	25	0	14	386
Maryland		202	1066	7	75	83	982	10	70	83	188	17	982	10	70	18	382	0	45	17	385	2	85	2048
Opponents		273	1181	14	66	126	1565	14	64	126	207	5	1565	14	64	16	342	0	29	8	98	0	29	2746

Games played: 6
 Avg per rush: 5.3
 Avg per catch: 11.8
 Pass efficiency: 87.49
 Kick ret avg: 21.2
 Punt ret avg: 22.6
 All purpose avg/game: 478.5
 Total offense avg/gm: 341.3

Date	Opponent	Tackles				Sacks	Fumble		Pass Defense			blkd kick	PAT Attempts			off							
		ua	a	total	tfl-yds		no-yds	ff	fr-yds	int-yds	qbh		brup	kick	rush	rcv	saf	t/o	pts				
Sep 05	RICHMOND	30	18	48	7.0-28	4.0-23	1	0-0	0-0	0	3	0	5-6	0	0	0	0	0	0	0	0	0	50
Sep 12	BOWLING GREEN	68	32	100	5.0-23	4.0-21	1	0-0	1-7	0	3	0	3-3	0	0	0	0	0	0	0	0	0	27
Sep 19	USF	46	30	76	11.0-36	6.0-27	2	0-0	2-33	0	2	0	5-5	0	0	0	0	0	0	0	1309	35	
Sep 26	at West Virginia	70	20	90	8.0-40	3.0-28	2	1-0	1-16	2	3	1	0-0	0	0	0	0	0	0	0	0	6	
Oct 03	MICHIGAN	47	10	57	5.0-21	2.0-11	3	2-4	1-0	1	5	0	0-0	0	0	0	0	0	0	0	0	0	
Oct 10	at Ohio State	42	38	80	6.0-10	1.0-4	0	0-0	0-0	1	3	0	4-4	0	0	0	0	0	0	0	0	28	
Maryland		303	148	451	42.0-158	20.0-114	9	3-4	5-56	4	19	1	17-18	0	0	0	0	0	0	0	1309	146	
Opponents		230	118	348	37.0-134	10.0-65	1	2-0	17-158	9	19	0	26-26	0	1	0	0	0	0	0	1079	208	

Date	Opponent	Punting							Field Goals			Kickoffs						
		no.	yds	avg	long	blkd	tb	fc	50+	i20	md-att	long	blkd	no.	yds	avg	tb	ob
Sep 05	RICHMOND	1	43	43.0	43	0	0	0	0	0	3-4	34	0	10	646	64.6	8	0
Sep 12	BOWLING GREEN	6	250	41.7	47	0	0	3	0	2	2-2	41	0	6	363	60.5	3	0
Sep 19	USF	4	138	34.5	43	0	0	2	0	4	0-0	0	0	6	382	63.7	1	0
Sep 26	at West Virginia	7	273	39.0	46	0	1	0	0	1	0-0	0	0	2	114	57.0	0	0
Oct 03	MICHIGAN	13	473	36.4	52	0	0	1	1	2	0-0	0	0	1	61	61.0	0	0
Oct 10	at Ohio State	6	265	44.2	55	0	1	0	3	1	0-0	0	0	4	252	63.0	1	0
Maryland		37	1442	39.0	55	0	2	6	4	10	5-6	41	0	29	1818	62.7	13	0
Opponents		30	1351	45.0	65	0	4	3	12	9	4-10	48	1	37	2099	56.7	14	3

2015 GAME-BY-GAME OPPONENT STATISTICS

OPPONENT STATISTICS

Date	Opponent	Rushing				Receiving				Passing				Kick Returns				Punt Returns				tot off
		no.	yds	td	lg	no.	yds	td	lg	cmp-att-int	yds	td	lg	no.	yds	td	lg	no.	yds	td	lg	
Sep 05	RICHMOND	27	56	3	16	18	220	0	52	18-30-0	220	0	52	2	45	0	25	0	0	0	0	276
Sep 12	BOWLING GREEN	50	201	1	24	36	491	6	64	36-55-1	491	6	64	3	51	0	19	2	13	0	10	692
Sep 19	USF	50	240	1	26	10	60	1	28	10-22-2	60	1	28	5	131	0	29	0	0	0	0	300
Sep 26	at West Virginia	59	304	2	25	23	297	4	41	23-37-1	297	4	41	2	26	0	25	2	19	0	11	601
Oct 03	MICHIGAN	40	198	2	66	16	180	1	44	16-33-1	180	1	44	1	21	0	21	3	38	0	29	378
Oct 10	at Ohio State	47	182	5	23	23	317	2	48	23-30-0	317	2	48	3	68	0	25	1	28	0	28	499
Opponents		273	1181	14	66	126	1565	14	64	126-207-5	1565	14	64	16	342	0	29	8	98	0	29	2746
Maryland		202	1066	7	75	83	982	10	70	83-188-17	982	10	70	18	382	0	45	17	385	2	85	2048

Games played: 6
 Avg per rush: 4.3
 Avg per catch: 12.4
 Pass efficiency: 141.86
 Kick ret avg: 21.4
 Punt ret avg: 12.2
 All purpose avg/game: 557.3
 Total offense avg/gm: 457.7

Date	Opponent	Tackles				Sacks no-yds	Fumble		Pass Defense			blkd kick	PAT Attempts			off					
		ua	a	total	tfl-yds		ff	fr-yds	int-yds	qbh	brup		kick	rush	rcv	saf	t/o	pts			
Sep 05	RICHMOND	44	30	74	2.0-4	0.0-0	0	0-0	1-0	0	2	0	3-3	0	0	0	0	0	0	0	21
Sep 12	BOWLING GREEN	30	20	50	7.0-21	0.0-0	0	1-0	3-38	0	5	0	6-6	0	0	0	0	8	127	48	
Sep 19	USF	45	20	65	3.0-6	0.0-0	0	0-0	3-67	0	2	0	2-2	0	0	0	0	26	18	17	
Sep 26	at West Virginia	41	8	49	9.0-31	3.0-20	1	1-0	5-16	2	3	0	6-6	0	0	0	0	20	45		
Oct 03	MICHIGAN	31	22	53	8.0-33	3.0-20	0	0-0	3-12	0	6	0	2-2	0	1	0	0	16	28		
Oct 10	at Ohio State	39	18	57	8.0-39	4.0-25	0	0-0	2-25	7	1	0	7-7	0	0	0	0	14	49		
Opponents		230	118	348	37.0-134	10.0-65	1	2-0	17-158	9	19	0	26-26	0	1	0	0	1079	208		
Maryland		303	148	451	42.0-158	20.0-114	9	3-4	5-56	4	19	1	17-18	0	0	0	0	1309	146		

Date	Opponent	Punting							Field Goals			Kickoffs						
		no.	yds	avg	long	blkd	tb	fc	50+	i20	md-att	long	blkd	no.	yds	avg	tb	ob
Sep 05	RICHMOND	9	377	41.9	55	0	1	0	2	0	0-0	0	0	4	182	45.5	0	0
Sep 12	BOWLING GREEN	3	150	50.0	56	0	0	1	2	1	0-2	0	0	8	443	55.4	6	1
Sep 19	USF	5	237	47.4	57	0	1	0	3	2	1-1	34	0	4	203	50.8	0	1
Sep 26	at West Virginia	4	181	45.2	56	0	2	2	2	2	1-3	48	1	7	447	63.9	3	0
Oct 03	MICHIGAN	6	242	40.3	59	0	0	0	1	2	2-3	32	0	6	345	57.5	1	0
Oct 10	at Ohio State	3	164	54.7	65	0	0	0	2	2	0-1	0	0	8	479	59.9	4	1
Opponents		30	1351	45.0	65	0	4	3	12	9	4-10	48	1	37	2099	56.7	14	3
Maryland		37	1442	39.0	55	0	2	6	4	10	5-6	41	0	29	1818	62.7	13	0

2015 MARYLAND OFFENSIVE GAME-BY-GAME

Rushing

Att-Yds / TD	#4 Likely	#5 Brown	#6 Johnson	#7 Rowe	#11 Hills	#18 Garman	#45 Ross
Richmond	-	13-74 / 1	10-83 / 1	1-9 / 0	3-25 / 0	dnp	18-150 / 1
Bowling Green	-	9-56 / 0	0-0 / 0	0-0 / 0	8-94 / 0	dnp	8-10 / 0
USF	-	1-3 / 0	10-30 / 0	5-13 / 0	dnp	dnp	18-68 / 1
at West Virginia	-	3-13 / 0	4-20 / 0	2-8 / 0	dnp	5-2 / 0	15-130 / 0
Michigan	-	5-8 / 0	0-0 / 0	1-(-8) / 0	dnp	6-(-15) / 0	14-44 / 0
at Ohio State	1-8 / 0	5-30 / 1	2-(-2) / 0	-	25-170 / 2	dnp	7-29 / 0
Penn State							
at Iowa							
Wisconsin							
at Michigan State							
Indiana							
at Rutgers							

Receiving

Rec-Yds / TD	#1 Moore	#2 Cockerille	#5 Brown	#6 Johnson	#8 L. Jacobs	#12 T. Jacobs	#13 Lane	#30 Goins
Richmond	2-23 / 0	0-0 / 0	1-(-3) / 0	0-0 / 0	2-32 / 1	1-12 / 0	0-0 / 0	0-0 / 0
Bowling Green	1-42 / 1	0-0 / 0	2-28 / 0	0-0 / 0	3-32 / 1	0-0 / 0	0-0 / 0	0-0 / 0
USF	3-47 / 0	1-7 / 0	0-0 / 0	1-7 / 0	8-107 / 0	2-82 / 1	0-0 / 0	1-1 / 1
at West Virginia	0-0 / 0	0-0 / 0	3-26 / 0	0-0 / 0	2-5 / 0	2-10 / 0	0-0 / 0	0-0 / 0
Michigan	2-17 / 0	0-0 / 0	2-26 / 0	0-0 / 0	3-20 / 0	1-1 / 0	0-0 / 0	1-13 / 0
at Ohio State	3-64 / 0	0-0 / 0	0-0 / 0	0-0 / 0	4-26 / 0	1-13 / 0	1-16 / 0	0-0 / 0
Penn State								
at Iowa								
Wisconsin								
at Michigan State								
Indiana								
at Rutgers								

Rec-Yds / TD	#45 B. Ross	#48 Hayward	#82 Edwards	#83 Culmer	#84 Etta-Tawo	#85 Davenport
Richmond	0-0 / 0	1-4 / 0	2-12 / 0	1-37 / 1	2-21 / 0	dnp
Bowling Green	0-0 / 0	0-0 / 0	1-8 / 0	4-26 / 0	5-49 / 0	dnp
USF	0-0 / 0	0-0 / 0	3-36 / 2	0-0 / 0	1-9 / 0	0-0 / 0
at West Virginia	1-6 / 0	0-0 / 0	3-33 / 0	0-0 / 0	2-18 / 0	1-46 / 1
Michigan	0-(-1) / 0	0-0 / 0	0-0 / 0	0-0 / 0	0-0 / 0	0-0 / 0
at Ohio State	0-0 / 0	0-0 / 0	1-14 / 0	0-0 / 0	0-0 / 0	0-0 / 0
Penn State						
at Iowa						
Wisconsin						
at Michigan State						
Indiana						
at Rutgers						

Passing

Punting

Field Goals

C-A-I / Yds / TD	#7 Rowe	#11 Hills	#18 Garman	No-Avg / In20	#95 Pritchard	#15 Craddock	Made (Missed)	#15 Craddock
Richmond	0-1-0 / 0 / 0	12-21-1 / 138 / 2	dnp	Richmond	1-43.0 / 0	0-0 / 0	Richmond	34, 31, 30 (28)
Bowling Green	1-3-2 / 17 / 0	15-30-1 / 168 / 2	dnp	Bowling Green	5-42.2 / 1	1-39.0 / 1	Bowling Green	41, 23
USF	21-33-3 / 297 / 3	dnp	dnp	USF	1-43.0 / 1	3-31.7 / 3	USF	-
at West Virginia	10-27-4 / 67 / 0	dnp	4-9-1 / 86 / 1	at West Virginia	5-38.4 / 0	2-40.5 / 1	at West Virginia	-
Michigan	8-27-3 / 47 / 0	dnp	2-9-0 / 29 / 0	Michigan	10-36.0 / 1	3-37.7 / 1	Michigan	-
at Ohio State	-	10-27-2 / 133 / 1	dnp	at Ohio State	6-44.2 / 1	0-0 / 0	at Ohio State	-
Penn State				Penn State			Penn State	
at Iowa				at Iowa			at Iowa	
Wisconsin				Wisconsin			Wisconsin	
at Michigan State				at Michigan State			at Michigan State	
Indiana				Indiana			Indiana	
at Rutgers				at Rutgers			at Rutgers	

2015 MARYLAND DEFENSIVE GAME-BY-GAME

UT-AT-TT / Sacks	#4 Likely	#7 Ngakoue	#9 Burke	#19 Hendy	#20 Nixon	#21 S.Davis	#23 J. Carter	#24 Ezeagwu	#25 A. Carter
Richmond	4-0-4 / 0.0	1-0-1 / 0.0	2-0-2 / 0.0	5-0-5 / 0.0	2-1-3 / 0.0	3-2-5 / 1.0	5-3-8 / 0.0	0-1-1 / 0.0	0-0-0 / 0.0
Bowling Green	4-1-5 / 0.0	4-0-4 / 3.0	0-0-0 / 0.0	6-3-9 / 0.0	6-3-9 / 0.0	12-2-14 / 0.0	9-4-13 / 0.0	1-1-2 / 0.0	0-0-0 / 0.0
USF	4-0-4 / 0.0	5-1-6 / 1.5	0-0-0 / 0.0	3-3-6 / 0.0	2-3-5 / 0.0	5-4-9 / 0.0	6-5-11 / 0.0	0-0-0 / 0.0	1-0-1 / 0.0
at West Virginia	6-1-7 / 0.0	2-1-3 / 1.0	1-0-1 / 0.0	7-3-10 / 0.0	5-3-8 / 0.0	6-1-7 / 0.0	10-4-14 / 0.0	0-0-0 / 0.0	dnp
Michigan	5-1-6 / 0.0	1-0-1 / 1.0	0-0-0 / 0.0	4-2-6 / 0.0	5-1-6 / 0.0	6-0-6 / 0.0	6-2-8 / 0.0	0-0-0 / 0.0	dnp
at Ohio State	1-4-5 / 0.0	2-2-4 / 0.5	0-0-0 / 0.0	1-4-5 / 0.0	7-4-11 / 0.0	5-2-7 / 0.0	4-5-9 / 0.0	2-0-2 / 0.0	dnp

Penn State

at Iowa

Wisconsin

at Michigan State

Indiana

at Rutgers

UT-AT-TT / Sacks	#27 Hill	#32 Ross	#34 Ashiru	#37 Thompson	#38 Zanutto	#39 Walker	#41 Aniebonam	#43 Brooks	#57 Opara
Richmond	0-0-0 / 0.0	0-0-0 / 0.0	2-2-4 / 0.0	0-0-0 / 0.0	1-0-1 / 0.0	0-0-0 / 0.0	1-2-3 / 1.0	0-1-1 / 0.0	0-0-0 / 0.0
Bowling Green	7-1-8 / 0.0	0-1-1 / 0.0	1-0-1 / 0.0	0-0-0 / 0.0	0-0-0 / 0.0	0-1-1 / 0.0	5-0-5 / 0.0	4-5-9 / 0.0	1-3-4 / 0.0
USF	1-0-1 / 0.0	1-0-1 / 0.0	6-3-9 / 0.0	2-0-2 / 0.0	0-0-0 / 0.0	0-0-0 / 0.0	1-1-2 / 1.0	0-4-4 / 0.0	0-1-1 / 0.0
at West Virginia	0-0-0 / 0.0	2-0-2 / 0.0	5-1-6 / 1.0	1-2-3 / 0.0	0-0-0 / 0.0	dnp	0-1-1 / 0.0	9-1-10 / 0.0	0-0-0 / 0.0
Michigan	0-0-0 / 0.0	2-0-2 / 0.0	1-0-1 / 0.0	2-0-2 / 0.0	1-1-2 / 0.0	2-0-2 / 0.0	1-0-1 / 0.0	4-0-4 / 0.0	dnp
at Ohio State	0-1-1 / 0.0	2-0-2 / 0.0	dnp	3-2-5 / 0.0	dnp	1-1-2 / 0.0	2-2-4 / 0.0	3-6-9 / 0.0	0-2-2 / 0.0

Penn State

at Iowa

Wisconsin

at Michigan State

Indiana

at Rutgers

UT-AT-TT / Sacks	#61 Tanyi	#67 Shaw	#90 Braglio	#92 Burkett	#95 Ukandu	#96 Kulka	#99 Jefferson
Richmond	dnp	1-0-1 / 0.0	1-2-3 / 0.0	dnp	0-0-0 / 0.0	0-0-0 / 0.0	2-4-6 / 2.0
Bowling Green	dnp	0-1-1 / 0.0	4-1-5 / 0.0	dnp	0-0-0 / 0.0	dnp	2-3-5 / 1.0
USF	dnp	0-1-1 / 0.0	4-3-7 / 2.0	1-0-1 / 1.0	1-0-1 / 0.0	0-0-0 / 0.0	0-1-1 / 0.5
at West Virginia	2-0-2 / 0.0	3-0-3 / 0.0	1-1-2 / 0.0	dnp	3-0-3 / 1.0	1-1-2 / 0.0	2-0-2 / 0.0
Michigan	2-0-2 / 0.0	dnp	1-1-2 / 0.0	dnp	0-0-0 / 0.0	0-0-0 / 0.0	1-2-3 / 1.0
at Ohio State	dnp	dnp	dnp	4-1-5 / 0.0	1-1-2 / 0.5	0-1-1 / 0.0	3-0-3 / 0.0

Penn State

at Iowa

Wisconsin

at Michigan State

Indiana

at Rutgers

2015 SEASON SUPERLATIVES

INDIVIDUAL MARYLAND GAME HIGHS

Rushes	25	Perry Hills at Ohio State (Oct 10, 2015)
Yards Rushing	170	Perry Hills at Ohio State (Oct 10, 2015)
TD Rushes	2	Perry Hills at Ohio State (Oct 10, 2015)
Long Rush	75	Perry Hills at Ohio State (Oct 10, 2015)
Pass attempts	33	Caleb Rowe vs USF (Sep 19, 2015)
Pass completions	21	Caleb Rowe vs USF (Sep 19, 2015)
Yards Passing	297	Caleb Rowe vs USF (Sep 19, 2015)
TD Passes	4	Caleb Rowe vs USF (Sep 19, 2015)
Long Pass	70	Caleb Rowe vs USF (Sep 19, 2015)
Receptions	8	Levern Jacobs vs USF (Sep 19, 2015)
Yards Receiving	107	Levern Jacobs vs USF (Sep 19, 2015)
TD Receptions	2	Avery Edwards vs USF (Sep 19, 2015)
Long Reception	70	Taivon Jacobs vs USF (Sep 19, 2015)
Field Goals	3	Brad Craddock vs Richmond (Sep 5, 2015)
Long Field Goal	41	Brad Craddock vs. Bowling Green (Sep 12, 2015)
Punts	10	Nicolas Pritchard vs Michigan (Oct 3, 2015)
Punting Avg	44.2	Nicolas Pritchard at Ohio State (Oct 10, 2015)
Long Punt	55	Nicolas Pritchard at Ohio State (Oct 10, 2015)
Punts inside 20	3	Brad Craddock vs USF (Sep 19, 2015)
Long Punt Return	85	William Likely vs Bowling Green (Sep 12, 2015)
Long Kickoff Return	45	Ty Johnson vs USF (Sep 19, 2015)
Tackles	14	Sean Davis vs Bowling Green (Sep 12, 2015) Jermaine Carter at West Virginia (Sep 26, 2015)
Sacks	3.0	Yannick Ngakoue vs Bowling Green (Sep 12, 2015)
Tackles For Loss	3.0	Yannick Ngakoue vs Bowling Green (Sep 12, 2015)
Interceptions	2	Sean Davis vs USF (Sep 19, 2015)

MARYLAND TEAM HIGHS

Rushes	45	vs Richmond (Sep 5, 2015)
Yards Rushing	342	vs Richmond (Sep 5, 2015)
Yards Per Rush	7.6	vs Richmond (Sep 5, 2015)
TD Rushes	3	vs Richmond (Sep 5, 2015) at Ohio State (Oct 10, 2015)
Pass attempts	34	vs USF (Sep 19, 2015)
Pass completions	21	vs USF (Sep 19, 2015)
Yards Passing	297	vs USF (Sep 19, 2015)
Yards Per Pass	14.1	vs USF (Sep 19, 2015)
TD Passes	4	vs USF (Sep 19, 2015)
Total Plays	69	at Ohio State (Oct 10, 2015)
Total Offense	479	vs Richmond (Sep 5, 2015)
Yards Per Play	7.1	vs Richmond (Sep 5, 2015)
Points	50	vs Richmond (Sep 5, 2015)
Sacks By	6.0	vs USF (Sep 19, 2015)
First Downs	24	vs Richmond (Sep 5, 2015)
Penalties	12	vs USF (Sep 19, 2015)
Penalty Yards	120	vs USF (Sep 19, 2015)
Turnovers	6	at West Virginia (Sep 26, 2015)
Interceptions By	3	vs Bowling Green (Sep 12, 2015) vs USF (Sep 19, 2015) at West Virginia (Sep 26, 2015)
Punts	10	vs. Michigan (Oct 3, 2015)
Punting Avg	44.2	at Ohio State (Oct 10, 2015)
Long Punt	55	at Ohio State (Oct 10, 2015)
Punts inside 20	4	vs USF (Sep 19, 2015)
Long Punt Return	85	vs Bowling Green (Sep 12, 2015)

INDIVIDUAL OPPONENT GAME HIGHS

Rushes	24	Quinton Flowers, vs USF (Sep 19, 2015)
Yards Rushing	147	W. Smallwood, at West Virginia (Sep 26, 2015)
TD Rushes	3	J.T. Barrett, at Ohio State (Oct 10, 2015)
Long Rush	66	Jehu Chesson, vs. Michigan (Oct 3, 2015)
Pass attempts	55	Matt Johnson, vs Bowling Green (Sep 12, 2015)
Pass completions	36	Matt Johnson, vs Bowling Green (Sep 12, 2015)
Yards Passing	491	Matt Johnson, vs Bowling Green (Sep 12, 2015)
TD Passes	6	Matt Johnson, vs Bowling Green (Sep 12, 2015)
Long Pass	64	Matt Johnson, vs Bowling Green (Sep 12, 2015)
Receptions	15	Roger Lewis, vs Bowling Green (Sep 12, 2015)
Yards Receiving	200	Roger Lewis, vs Bowling Green (Sep 12, 2015)
TD Receptions	2	Roger Lewis, vs Bowling Green (Sep 12, 2015) Shelton Gibson, at West Virginia (Sep 26, 2015)
Long Reception	64	Robbie Rhodes, vs Bowling Green (Sep 12, 2015)
Field Goals	2	Kenny Allen, vs. Michigan (Oct 3, 2015)
Long Field Goal	48	Josh Lambert, at West Virginia (Sep 26, 2015)
Punts	9	D.J. Helkowski, vs Richmond (Sep 5, 2015)
Punting Avg	54.7	C. Johnston, at Ohio State (Oct 10, 2015)
Long Punt	65	C. Johnston, at Ohio State (Oct 10, 2015)
Punts inside 20	2	Matt Ciabatti, vs USF (Sep 19, 2015) Nick O'Toole, at West Virginia (Sep 26, 2015) Blake O'Neill, vs. Michigan (Oct 3, 2015) C. Johnston, at Ohio State (Oct 10, 2015)
Long Punt Return	29	Jabrill Peppers, vs. Michigan (Oct 3, 2015)
Long Kickoff Return	29	Rodney Adams, vs USF (Sep 19, 2015)
Tackles	10	Omar Howard, vs Richmond (Sep 5, 2015)
Sacks	2.0	Tyquan Lewis, at Ohio State (Oct 10, 2015)
Tackles For Loss	2.5	Tyquan Lewis, at Ohio State (Oct 10, 2015)
Interceptions	2	Denard Turner, vs Bowling Green (Sep 12, 2015)

OPPONENT TEAM HIGHS

Rushes	59	at West Virginia (Sep 26, 2015)
Yards Rushing	304	at West Virginia (Sep 26, 2015)
Yards Per Rush	5.2	at West Virginia (Sep 26, 2015)
TD Rushes	5	at Ohio State (Oct 10, 2015)
Pass attempts	55	vs Bowling Green (Sep 12, 2015)
Pass completions	36	vs Bowling Green (Sep 12, 2015)
Yards Passing	491	vs Bowling Green (Sep 12, 2015)
Yards Per Pass	13.8	at Ohio State (Oct 10, 2015)
TD Passes	6	vs Bowling Green (Sep 12, 2015)
Total Plays	105	vs Bowling Green (Sep 12, 2015)
Total Offense	692	vs Bowling Green (Sep 12, 2015)
Yards Per Play	6.6	vs Bowling Green (Sep 12, 2015)
Points	49	at Ohio State (Oct 10, 2015)
Sacks By	4.0	at Ohio State (Oct 10, 2015)
First Downs	37	at West Virginia (Sep 26, 2015)
Penalties	10	vs Bowling Green (Sep 12, 2015) vs USF (Sep 19, 2015) at West Virginia (Sep 26, 2015)
Penalty Yards	124	at West Virginia (Sep 26, 2015)
Turnovers	3	vs. Michigan (Oct 3, 2015)
Interceptions By	5	at West Virginia (Sep 26, 2015)
Punts	9	vs Richmond (Sep 5, 2015)
Punting Avg	54.7	at Ohio State (Oct 10, 2015)
Long Punt	65	at Ohio State (Oct 10, 2015)
Punts inside 20	2	vs USF (Sep 19, 2015) at West Virginia (Sep 26, 2015) vs. Michigan (Oct 3, 2015) at Ohio State (Oct 10, 2015)
Long Punt Return	29	vs. Michigan (Oct 3, 2015)

GAME 1 RECAP: RICHMOND

LIKELY SHINES IN TERPS' SEASON-OPENING WIN

COLLEGE PARK, Md. (AP) - William Likely set a Big Ten record with 233 yards in punt returns and Brandon Ross ran for career-high 150 yards and one touchdown as Maryland rolled to a season-opening 50-21 victory over Richmond on Saturday.

Perry Hills threw two touchdown passes for the Terrapins, who scored 37 straight points after falling behind 14-13 in the second quarter.

Likely returned eight punts, including a 67-yarder for a touchdown that made it 43-14 with 10:30 remaining. He had another return of 47 yards.

The 5-foot-7 junior also had two kickoff returns for 63 yards, giving him 296 yards in kick returns for the afternoon.

Ross averaged 8.3 yards per carry and put Maryland up 29-14 with a 21-yard TD run early in the third quarter. He eclipsed his previous career high of 149 yards before the quarter ended.

Making his first start since 2012, Hills completed 12 of 21 passes for 138 yards and an interception. The junior wasn't exceptionally sharp, but he didn't have to be because the Terrapins totaled 341 yards on the ground.

Richmond's Kyle Lauletta went 18 for 30 for 220x yards. The Spiders mustered only 56 yards rushing, and Lauletta was sacked four times.

After Maryland took a quick 10-0 lead, Richmond went ahead 14-13 on a 4-yard run by Lauletta with 10:35 left in the second quarter.

Hills then directed a 12-play drive that produced a field goal by Brad Craddock, and a 37-yard touchdown catch by Malcolm Culmer made it 22-14 at halftime.

Ross scored the only touchdown of the third quarter, and a 1-yard touchdown run by Wes Brown made it 36-14.

Maryland then forced a punt, and Likely weaved his way through the Richmond defense before getting to the left sideline and diving into the end zone.

His 233-yard performance on punt returns broke the record set by Nile Kinnick of Iowa in 1939.

With the victory, Maryland improved to 5-0 in openers under coach Randy Edsall. The Terrapins have won six straight season openers and 11 of 12.



Cornerback **William Likely** broke a 76-year-old Big Ten record with 233 punt return yards versus Richmond.

GAME STATS

RICHMOND							21
MARYLAND							50
Sep. 5, 2015 at Capital One Field at Byrd Stadium (38,117)							

SCORING	1	2	3	4	-	F
Richmond	7	7	0	7	-	21
Maryland	10	12	7	21	-	50

SCORING SUMMARY

First Quarter
 MD - FG Brad Craddock 34, 12:06
 MD - Levern Jacobs 23 pass fr Hills (Craddock kick), 6:14
 RICH - Jacobi Green 1 run (Yoder kick), 0:48
Second Quarter
 MD - FG Brad Craddock 31, 12:34
 RICH - Kyle Lauletta 4 run (Yoder kick), 10:35
 MD - FG Brad Craddock 30, 4:10
 MD - Malcolm Culmer 37 pass fr Hills, 1:00
Third Quarter
 MD - Brandon Ross 21 run (Craddock kick), 12:12
Fourth Quarter
 MD - Brown 1 run (Craddock kick), 12:55
 MD - Likely 67 punt return (Craddock kick), 10:30
 MD - Johnson 2 run (Craddock kick), 6:26
 RICH - Fisher 16 run (Yoder kick), 3:22

TEAM STATISTICS	RICH	MD
First Downs	12	24
Rushes-Yards	27-56	45-341
Comp-Att-Int	18-30-0	12-22-1
Passing Yards	220	138
Total Offense Plays-Yards	57-276	67-479
Fumble Returns-Yards	0-0	0-0
Punt Returns-Yards	0-0	8-233
Interception Returns-Yards	1-0	0-0
Punts-Average	9-41.9	1-43.0
Fumbles-Lost	1-0	0-0
Penalties-Yards	1-10	5-39
Third-Down Conversions	2-12	7-12
Fourth-Down Conversions	1-1	0-0
Red-Zone Scores-Chances	3-3	5-6
Sacks By-Yards Lost	0-0	4-23
Time of Possession	29:05	30:55

INDIVIDUAL STATISTICS

RUSHING - Maryland: Ross 18-150-1, Johnson 10-83-1, Brown, 13-74-1, Hills, 3-25-0, Rowe 1-9-0; Richmond: Green 7-23-1, Fisher 4-20-1, Abell 2-15-0, Hamlin 3-11-0, Lauletta 11-(-)13-1.

PASSING - Maryland: Hills 12-21-1-138-2; Lauletta: 18-30-0-220-0.

RECEIVING - Maryland: L. Jacobs 2-32-1, Moore 2-23-0, Etta-Tawo 2-21-0, Edwards 2-12-0, Culmer 1-37-1, T. Jacobs 1-12-0, Hayward 1-4-0, Brown 1-(-)3-0; Richmond: Brown 4-68-0, Green 4-40-0, Diggs 3-40-0, Tibbs 3-30-0, Wilkins 2-29-0, Abell 2-13-0.

TACKLES - Maryland: J. Carter 5-3-8, Jefferson 2-4-6, Hendy 5-0-5, S. Davis 3-2-5, Likely 4-0-4, Ashiru 2-2-4, Nicon 2-1-3, Braglio 1-2-3, Aniebonam 1-2-3, Burke 2-0-2, Zanutto 1-0-1, Ngakoue 1-0-1, Shaw 1-0-1, Brooks 0-1-1, Ezeagwu 0-1-1; Richmond: Howard 7-3-10, Jones 4-5-9, Herlocker 3-4-7, Craig 4-2-6, Waller 4-2-6, Ogunniyi 4-1-5, Jones 2-2-4, Jordan 2-2-4, Moore 2-0-2, Mack 2-0-2, Day 2-0-2, Jackson 1-1-2, Muse 0-2-2, Caughell 0-2-2...

MARYLAND FALLS TO BOWLING GREEN

COLLEGE PARK, Md. (AP) - Junior William Likely returned a punt for a touchdown for the second straight week, but Maryland fell to Bowling Green, 48-27, for its first loss of the season Saturday afternoon at Capital One Field at Byrd Stadium.

Likely's 85-yard punt return is tied for the second longest punt return in school history, matching the 85-yarder by Tony Logan against Florida International in 2010. The school record for the longest punt return belongs to Dick Nolan, who returned a punt 90 yards against Clemson in 1953.

Senior Brad Craddock added a pair of first half field goals to give the Terps (1-1) a 13-6 lead over Bowling Green (1-1) at the half.

After a 55-minute weather delay pushed back the start of the third quarter, a 58-yard TD pass from Matt Johnson to Roger Lewis tied the game at 13-13 less than three minutes into the second half.

Maryland responded with a big play of its own to go back in front 20-13 when junior Perry Hills hooked up with D.J. Moore on a slant that the true freshman took 42 yards to the end zone.

The Terps looked to have stopped Bowling Green on its ensuing drive when Alvin Hill picked off a Johnson

pass in the end zone, but an offside penalty on the Terps gave the Falcons a first-and-goal opportunity that Travis Greene converted into a score on the very next play to tie things at 20-20.

Bowling Green outscored the Terps 28-7 in the fourth quarter to earn the victory in the team's first-ever meeting.

Johnson completed eight of 10 throws in the final frame, posting 134 yards and four touchdowns in the fourth quarter.

After the Falcons took their first lead of the game less than a minute into the fourth quarter, Maryland answered back with an 8-play, 75-yard scoring drive that was capped by a 22-yard TD pass from Hills to junior Levern Jacobs.

The Terrapins struggled down the stretch, turning the ball over on their final three drives.

Hills finished the game completing 15 of 30 passes for 150 yards and two touchdowns, while also compiling 94 yards on the ground on eight rushes.

Junior Yannick Ngakoue posted a career-high three sacks, while senior Sean Davis finished the game with 14 tackles to pace the Maryland defense.



Defensive end **Yannick Ngakoue** posted a career-high and team season-high 3.0 sacks versus Bowling Green.

GAME STATS

BOWLING GREEN	48
MARYLAND	27
Sep. 12, 2015 at Capital One Field at Byrd Stadium (36,332)	

SCORING	1	2	3	4	-	F
Bowling Green	0	6	14	28	-	48
Maryland	10	3	7	7	-	27

SCORING SUMMARY

First Quarter
 MD - FG Brad Craddock 41, 12:45
 MD - Likely 85 punt return (Craddock kick), 0:00
Second Quarter
 BG - Derek Lee 5 pass fr Johnson (Tate kick), 12:05
 MD - FG Brad Craddock 23, 7:52
Third Quarter
 BG - Roger Lewis 58 pass fr Johnson (Tate kick), 12:10
 MD - D.J. Moore 42 pass fr Hills (Craddock kick), 10:47
 BG - Green 3 run (Tate kick), 7:54
Fourth Quarter
 BG - Ryan Burbrink 5 pass fr Johnson (Tate kick), 14:27
 MD - Levern Jacobs 27 pass fr Hills (Craddock kick), 12:30
 BG - Roger Lewis 27 pass fr Johnson (Tate kick), 9:53
 BG - Robbie Rhodes 44 pass fr Johnson (Tate kick), 8:18
 BG - Gehrig Dieter 14 pass fr Johnson (Tate kick), 5:24

TEAM STATISTICS	BG	MD
First Downs	35	16
Rushes-Yards	50-201	26-156
Comp-Att-Int	36-55-1	16-33-3
Passing Yards	491	185
Total Offense Plays-Yards	105-692	59-341
Fumble Returns-Yards	0-0	0-0
Punt Returns-Yards	2-13	2-82
Interception Returns-Yards	3-38	1-7
Punts-Average	3-50.0	6-41.7
Fumbles-Lost	1-0	1-1
Penalties-Yards	10-80	6-57
Third-Down Conversions	8-18	3-12
Fourth-Down Conversions	2-4	0-1
Red-Zone Scores-Chances	4-7	1-1
Sacks By-Yards Lost	0-0	4-21
Time of Possession	37:57	22:03

INDIVIDUAL STATISTICS

RUSHING - Maryland: Hills 8-94-9, Brown 9-53-0, Ross 8-10-0; Bowling Green: Coppet 15-109-0, Greene 18-65-1, Wilson 7-28-0, Moore 1-4-0.

PASSING - Maryland: Hills 15-30-1-168-2, Rowe 1-3-2-17-0; Johnson 36-55-1-491-6.

RECEIVING - Maryland: Etta-Tawo 5-49-0, Culmer 4-26-0, L. Jacobs 3-32-1, Brown 2-28-0, D.J. Moore 1-42-1, Edwards 1-8-0; Bowling Green: Lewis 15-200-2, Moore 8-79-0, Burbrink 4-39-1, Lee 3-29-1, Rhodes 2-108-1, Greene 2-14-0, Dieter 1-14-1, Gallon 1-8-0.

TACKLES - Maryland: S. Davis 12-2-14, Carter 9-4-13, Hendy 6-3-9, Nixon 6-3-9, Brooks 4-5-9, Hill 7-1-8, Aniebonam 5-0-5, Braglio 4-1-5, Likely 4-1-5, Jefferson 2-3-5, Ngakoue 4-0-4, Opara 1-3-4, Ezeagwu 1-1-2, Ashiru 1-0-1, Walker 0-1-1, Shaw 0-1-1, J. Ross 0-1-1; Bowling Green: Greene 5-3-8, Hardy 5-3-8, Sanford 3-3-6, Hunter 4-1-5, Valdez 1-4-5, Turner 3-1-4, Bush 1-2-3, Colvin 2-0-2, Mack 1-1-2, Lee 1-0-1, Ballew 1-0-1, Goudine 1-0-1, Bozeman 1-0-1, Royster 1-0-1...

GAME 3 RECAP: USF

ROWE THROWS FOR 4TDs IN WIN OVER USF

COLLEGE PARK, Md. (AP) - Caleb Rowe threw for 297 yards and four touchdowns in his first start since 2013, and Maryland notched a 35-17 victory over South Florida on Saturday.

Despite throwing three interceptions, the junior completed 21 of 33 passes and provided enough big plays to help the Terrapins (2-1) finish with 411 yards in offense.

Rowe threw touchdown passes of 12 and 22 yards to Avery Edwards; connected with Taivon Jacobs for a 70-yard score and hit Kenneth Goins Jr. for a 1-yard TD.

Maryland fumbled three times and totaled 12 penalties for 120 yards, but South Florida (1-2) also had its share of miscues -- including two turnovers, a dropped potential touchdown pass, a holding call that wiped out a touchdown run, and a personal foul penalty that erased a fourth-quarter first down when the score was 28-17.

USF quarterback Quinton Flowers went 10 for 19 for 60 yards with a touchdown pass and an interception. He was replaced for a series in the fourth quarter by Steve Bench, who was 0 for 3 with a pick.

The game turned late in the first half after South Florida used a 12-play drive to get a field goal and close to 14-10.

Starting at his own 34 with 52 seconds left, Rowe completed passes of 10 and 49 yards to Levern Jacobs. On first-and-goal at the USF 2, Rowe botched a pitch to Brandon Ross, who picked up the ball and took it into the end zone with 10 seconds remaining.

Maryland opened the second half with 45-yard kickoff return by Ty Johnson. Five plays later, Edwards made an excellent over-the-shoulder catch of a Rowe pass in the end zone for a 28-10 lead.

That proved to be enough to assure the Terrapins their second victory of the season.

Maryland's opening drive ended when USF's Devin Abraham returned an interception 42 yards, setting up a 4-yard touchdown pass from Flowers to Rodney Adams.

Rowe bounced back to direct a 59-yard drive, capped by a TD pass to Goins. Then, on the last play of the quarter, Rowe connected with Jacobs deep on the right sideline for a 70-yard score.

Last year, South Florida led Maryland in the fourth quarter before falling 24-17. In this one, the Terrapins took control much earlier and breezed through the final 15 minutes.

GAME STATS

USF	17					
MARYLAND	35					
Sep. 19, 2015 at Capital One Field at Byrd Stadium (38,117)						
SCORING	1	2	3	4	-	F
USF	7	3	7	0	-	17
Maryland	14	7	7	7	-	35

SCORING SUMMARY

First Quarter
 USF - Rodney Adams 4 pass fr Flowers (Nadelman kick), 12:40
 MD - Kenneth Goins 1 pass fr Rowe (Craddock kick), 8:44
 MD - Taivon Jacobs 70 pass fr Rowe (Craddock kick), 0:00
Second Quarter
 USF - FG Emilio Nadelman 34, 0:59
 MD - Brandon Ross 4 run (Craddock kick), 0:10
Third Quarter
 MD - Avery Edwards 12 pass fr Rowe (Craddock kick), 13:15
 USF - Quinton Flowers 7 run (Nadelman kick), 0:48
Fourth Quarter
 MD - Avery Edwards 22 pass fr Rowe (Craddock kick), 10:06

TEAM STATISTICS

	USF	MD
First Downs	18	18
Rushes-Yards	50-240	34-114
Comp-Att-Int	10-22-2	21-34-3
Passing Yards	60	297
Total Offense Plays-Yards	72-300	68-411
Fumble Returns-Yards	0-0	0-0
Punt Returns-Yards	0-0	2-22
Interception Returns-Yards	3-67	2-33
Punts-Average	5-47.4	4-34.5
Fumbles-Lost	3-0	3-0
Penalties-Yards	10-105	12-120
Third-Down Conversions	7-18	8-15
Fourth-Down Conversions	1-3	1-1
Red-Zone Scores-Chances	3-3	3-3
Sacks By-Yards Lost	0-0	6-27
Time of Possession	30:28	29:32

INDIVIDUAL STATISTICS

RUSHING - Maryland: Ross 18-68-1, Johnson 10-30-0, Rowe 5-13-0, Brown 1-3-0; USF: Flowers 24-85-1, Mack 12-71-0, Tice 6-42-0, Johnson 7-25-0, Bench 1-17-0.

PASSING - Maryland: Rowe 21-33-3-297-4; USF: Flowers 10-19-1-60-1, Bench 0-3-1-0-0.

RECEIVING - Maryland: L. Jacobs 8-107-0, Moore 3-47-0, Edwards 3-36-2, T. Jacobs 2-82-1, Etta-Tawo 1-9-0, Johnson 1-7-0, Cockerille 1-7-0, Goins 1-1-1, B. Ross 1-1-0; USF: Adams 4-8-1, Johnson 2-27-0, Bronson 1-17-0, Mack 1-7-0, Price 1-5-0, Barr 1-(-4)-0.

TACKLES - Maryland: J. Carter 6-5-11, Ashiry 6-3-9, S. Davis 5-4-9, Braglio 3-4-7, Ngakoue 5-1-6, Hendy 3-3-6, Nixon 2-3-5, Likely 4-0-4, Brooks 0-4-4, Thompson 2-0-2, Aniebonam 1-0-1, Hill 1-0-1, Burkett 1-0-1, Ukundo 1-0-1, A. Carter 1-0-1, Brown 1-0-1, J. Ross 1-0-1, Shaw 0-1-1, Jefferson 0-1-1, Opara 0-1-1; USF: Senat 7-2-9, Byrd 5-4-9, Sanchez 5-1-6, Fullwood 4-2-6, Abraham 5-0-5, Wilkins 2-3-5, Whitehurst 1-3-4, Hill 3-0-3, Harris 2-1-3, Nichols 1-2-3, Awoleke 2-0-2, Godwin 1-1-2, Holman 1-0-1, Gudmundsson 1-0-1, Nadelman 1-0-1, Thomas 1-0-1, Adams 1-0-1, Hamilton 1-0-1, Bullock 1-0-1, Love 0-1-1.



Wide receiver **Levern Jacobs** caught eight passes for 107 yards - his third career 100-yard performance.

GAME 4 RECAP: WEST VIRGINIA

ROSS RUNS WELL IN LOSS TO WVU

MORGANTOWN, W. Va. - Senior Brandon Ross ran for 130 yards on 15 carries, but the Maryland football team fell, 45-6, to West Virginia Saturday afternoon.

The Terrapins (2-2) drove into West Virginia (2-0) territory multiple times, but were unable to capitalize. The Mountaineers jumped out to an early lead to clinch the victory.

Ross ran 55 yards to the West Virginia 1 late in the second quarter. Ross was ruled down before he fumbled out of the end zone, but the call was overturned and West Virginia took possession on the resulting touchback.

Caleb Rowe started the game, but was replaced late in the third quarter by Daxx Garman who got Maryland on the board with a 46-yard scoring toss to Jarvis Davenport.

Ross ran for 129 yards in the first half on 12 carries (10.8 yards/rush). It was the most rushing yards in the first half for a Maryland player since Josh Allen ran for 154 yards on Nov. 11, 2013.

Maryland returns to action next Saturday against Michigan. Kickoff from Capital One Field at Byrd Stadium is scheduled for 8 p.m., and the game can be seen live on BTN.

GAME STATS

MARYLAND						6
WEST VIRGINIA						45
Sep. 26, 2015 at Milan Puskar Stadium (61,174)						
SCORING	1	2	3	4	-	F
MARYLAND	0	0	0	6	-	6
WEST VIRGINIA	21	17	0	7	-	45

SCORING SUMMARY

First Quarter
 WV - Wellman 7yd pass fr Howard (Lambert kick), 9:42
 WV - Smallwood 4yd run (Lambert kick), 7:35
 WV - Gibson 15yd pass fr Howard (Lambert kick), 4:41
Second Quarter
 WV - Gibson 41yd pass fr Howard (Lambert kick), 10:36
 WV - Shell 2yd run (Lambert kick), 5:37
 WV - Lambert 48 yd FG, 0:00
Third Quarter
 None
Fourth Quarter
 WV - Daikiel 1yd pass fr Howard (Lambert kick), 12:48
 MD - Davenport 46yd pass fr Garman (Craddock kick), 11:45

TEAM STATISTICS

	MD	WV
First Downs	14	37
Rushes-Yards	29-173	59-304
Comp-Att-Int	14-36-5	23-37-1
Passing Yards	153	297
Total Offense Plays-Yards	65-326	96-601
Fumble Returns-Yards	0-0	0-0
Punt Returns-Yards	0-0	2-19
Interception Returns-Yards	1-16	5-19
Punts-Average	7-39.0	4-45.2
Fumbles-Lost	1-1	2-1
Penalties-Yards	10-100	10-124
Third-Down Conversions	4-14	9-16
Fourth-Down Conversions	0-2	1-1
Red-Zone Scores-Chances	0-1	5-6
Sacks By-Yards Lost	3-28	3-20
Time of Possession	23:26	36:34

INDIVIDUAL STATISTICS

RUSHING - Maryland: Ross 15-130-0, Johnson 4-20-0, Brown 3-13-0, Rowe 2-8-0, Garman 5-2-0; WVU: Smallwood 22-147-1, Shell 15-77-1, Crest 3-28-0, Thomas 3-17-0, Howard 12-32-0, O'Toole 1-13-0, Marcellus 3-9-0.

PASSING - Maryland: Rowe 10-27-4-67-0, Garman 4-9-1-86-1; WVU: Howard 21-33-1-294-4, Crest 2-4-0-3-0.

RECEIVING - Maryland: Edwards 3-33-0, Brown 3-26-0, T. Jacobs 2-19-0, Etta-Tawo 2-18-0, L. Jacobs 2-5-0, Davenport 1-46-0, Hayward 1-6-0; WVU: Gibson 6-118-2, Thompson 3-42-0, Shorts 3-33-1, Shell 2-33-0, Smallwood 2-23-0, Mathis 2-20-0, Durante 2-18-0, Wellman 1-7-1, Myers 1-7-0, Underwood 1-(-)0-0.

TACKLES - Maryland: J. Carter 10-4-14, Brooks 9-1-10, HENDY 7-3-10, Nixon 5-3-8, Likely 6-1-7, S. Davis 6-1-7, Ashiru 5-1-6, Ukandu, 3-0-3, Shaw 3-0-3, Ngakoue 2-1-3, Thompson 1-2-3, Tanyi 2-0-2, Jefferson 2-0-2, J. Ross, 2-0-2, Kulka 1-1-2, Braglio 1-1-2, Burke 1-0-1, Aniebonam 0-1-1; WVU: Barber 4-1-5, Kwiatkoski 4-0-4, Joseph 2-2-4, Nwachukwu 3-0-3, Worley 3-0-3, Petteway 2-1-3, Benton 2-1-3, Kinsey 2-1-3, Kinsey 2-1-3, Walters 2-0-2, Brown 2-0-2, Chestnut 2-0-2, Jefferson 1-1-2, Rumph 1-1-2...



Running back **Brandon Ross** ran for 129 yards in the first half en route to his seventh career 100-yard game.

GAME 5 RECAP: MICHIGAN

TERPS DROP BIG TEN OPENER TO MICHIGAN

COLLEGE PARK, Md. (AP) - Michigan scored three second-half touchdowns en route to a 28-0 victory over Maryland Saturday afternoon in front of a sell-out crowd of 51,802 at Capital One Field at Byrd Stadium.

The 22nd-ranked Wolverines won their fourth straight game to improve to 4-1 and 1-0 in Big Ten play. The Terps (2-3, 0-1) dropped consecutive regular season games for the first time since 2013.

Maryland's defense was stout throughout the opening 15 minutes of play, limiting the Wolverines to just 41 total yards, with just nine of those coming on the ground.

The Terrapins had a chance to take the lead following a fumble recovery by Sean Davis with 1:36 left in the first, but a Caleb Rowe interception stifled the scoring opportunity as a screen pass went through the hands of Brandon Ross.

Michigan led 6-0 at halftime before pulling away with two third quarter touchdowns. After Jake Rudock connected with Drake Johnson for a 31-yard score, wide receiver Jehu Chesson took an inside handoff and sprinted down the left sideline for a 66-yard touchdown to make it 21-0.

Ross finished with 44 yards on the ground for the Terps, leaving him just 13 yards shy of 2,000 career rushing yards. Jermaine Carter Jr. led Maryland with eight tackles, while Quinton Jefferson posted a sack, forced fumble and his first career interception.

GAME STATS

MICHIGAN						28
MARYLAND						0
Oct. 3, 2015 at Capital One Field at Byrd Stadium (51,802)						
SCORING	1	2	3	4	-	F
USF	0	6	15	7	-	28
Maryland	0	0	0	0	-	0

SCORING SUMMARY

First Quarter
None
Second Quarter
MICH - FG Kenny Allen 30, 6:00
MICH - FG Kenn Allen 32, 0:53
Third Quarter
MICH - Drake Johnson 33 pass fr Rudock (Hill pass fr Rudock), 7:59
MICH - Jehu Chesson 66 run (Allen kick), 5:97
Fourth Quarter
MICH - Dranke Johnson 1 run (Allen kick), 6:53

TEAM STATISTICS	MICH	MD
First Downs	14	7
Rushes-Yards	40-198	26-29
Comp-Att-Int	16-33-1	10-36-3
Passing Yards	180	76
Total Offense Plays-Yards	73-378	62-105
Fumble Returns-Yards	0-0	1-4
Punt Returns-Yards	3-38	3-23
Interception Returns-Yards	3-12	1-0
Punts-Average	6-40.3	13-36.4
Fumbles-Lost	3-2	0-0
Penalties-Yards	7-65	5-66
Third-Down Conversions	5-17	1-18
Fourth-Down Conversions	1-2	0-0
Red-Zone Scores-Chances	3-3	0-0
Sacks By-Yards Lost	3-20	2-11
Time of Possession	34:19	25:41

INDIVIDUAL STATISTICS

RUSHING - Maryland: Ross 14-44-0, Brown 5-8-0, Rowe1(-8)-0, Garman 6(-15)-0; Michigan: Johnson 13-71-0, Chesson 1-66-1, Green 7-26-0, Rudock 4-19-0, Isaac 6-17-0, Houma 2-12-0, Darboh 1(-2)-0, Douglas 3(-3)-0.

PASSING - Maryland: Rowe 8-27-3-47-0, Garman 2-9-0-29-0; Michigan: Rudock 16-32-1-180-1, Speight 0-1-0-0-0.

RECEIVING - Maryland: L. Jacobs 3-20-0, Brown 2-26-0, Moore 2-17-0, Goins 1-13-0, T. Jacobs 1-1-0, B. Ross 1(-1)-0; Michigan: Butt 4-61-0, Chesson 4-41-0, Darboh 3-27-0, Houma 2-14-0, Johnson 1-31-1, Harris 1-6-0, Canteen 1-0-0.

TACKLES - Maryland: J. Carter 6-2-8, S. Davis 6-0-6, Likely 5-1-6, Nixon 5-1-6, Hendy 4-2-6, Brooks 4-0-0, Jefferson 1-2-3, Thompson 2-0-0, Walker 2-0-0, Ross 2-0-2, Tanyi 2-0-2, Zanotto 1-1-2, Braglio 1-1-2, Ngakoue 1-0-1, Moore 1-0-1, Goins 1-0-1, Aniebonam 1-0-1, Ashiru 1-0-1, Brown 0-1-1; Michigan: Morgan 5-4-9, Bolden 4-2-6, Ojemudia 4-1-5, Hurst 3-1-4, Lewis 2-1-3, Clark 2-1-3, Godin 1-2-3, Peppers 2-0-2, Ross 2-0-2, Hill 2-0-2, Rudock 1-1-2, Charlton 0-2-2, Jenk-Stone 0-2-2, Furbush 1-0-1, Lyons 1-0-1, Thomas 1-0-1, Henry 1-0-1, Chesson 0-1-1, Gedeon 0-1-1, Glasgow 0-1-1, Watson 0-1-1, Wilson 0-1-1.



Defensive tackle **Quinton Jefferson** forced a fumble and caught his first career interception vs. Michigan.

GAME 6 RECAP: OHIO STATE

DESPITE STRONG START, TERPS FALL AT #1 OHIO STATE

COLUMBUS, Ohio - Perry Hills set a new program quarterback record with 170 rushing yards but the Maryland football team fell, 49-28, to No. 1 Ohio State on Saturday.

Hills rushed for two touchdowns and threw for another one, a 52-yard pass to D.J. Moore in the first quarter. The junior finished the afternoon with 133 passing yards.

The game swung in the Terrapins' favor when Ohio State missed a 44-yard field goal with 1:12 remaining in the first half. On the first play from scrimmage, Hills broke loose for a 75-yard scamper through the heart of the Buckeye defense. Hills then finished the drive with a 3-yard rush into the endzone to draw the Terps within a touchdown, 21-14, heading into halftime.

The Terps carried their momentum into the second half, capping off a 9-play, 69-yard drive with a 4-yard Hill touchdown rush to tie the game, 21-21.

The stardom of the Buckeyes (6-0, 2-0 Big Ten) and running back Ezekiel Elliott (2 TD's) proved too much for the Terrapins (2-4, 0-2) as they shook free in the second half and extended their nation's best winning streak to 19. Ohio State has won 26 straight regular-season conference games.

Ohio State coach Urban Meyer juggled his quarterbacks, using Jones to start drives and Barrett to finish them. Jones threw a 19-yard TD pass to Braxton Miller and connected on a 48-yarder to Jalin Marshall.

Trailing, 49-21, late in the game, Maryland used six plays and a 1-yard Wes Brown touchdown run to finish the scoring.

GAME STATS

MARYLAND						28
OHIO STATE						49
Oct. 10, 2015 at Ohio Stadium (107,869)						
SCORING	1	2	3	4	-	F
MARYLAND	7	7	7	7	-	28
WEST VIRGINIA	7	14	14	14	-	49

SCORING SUMMARY

First Quarter
 MD - Moore 52yd pass fr Hills (Craddock kick), 10:52
 OSU - Barrett 3yd run (Willoughby kick), 4:23
Second Quarter
 OSU - Elliott 2yd run (Willoughby kick), 14:32
 OSU - Miller 19yd pass fr Jones (Willoughby kick), 6:41
 UMD - Hills 3yd run (Craddock kick), 0:43
Third Quarter
 UMD - Hills 4yd run (Craddock kick), 11:17
 OSU - Marshall 48yd pass fr Jones (Willoughby kick), 6:58
 OSU - Barrett 1yd run (Willoughby kick), 0:15
Fourth Quarter
 OSU - Elliott 16yd run (Willoughby kick), 6:38
 OSU - Barrett 18yd run (Willoughby kick), 5:46
 UMD - Brown 1yd run (Craddock kick), 0:55

TEAM STATISTICS

	MD	OSU
First Downs	20	31
Rushes-Yards	42-253	47-182
Comp-Att-Int	10-27-2	23-30-0
Passing Yards	133	317
Total Offense Plays-Yards	69-386	77-499
Fumble Returns-Yards	0-0	0-0
Punt Returns-Yards	2-25	1-28
Interception Returns-Yards	0-0	2-25
Punts-Average	6-44.2	3-54.7
Fumbles-Lost	0-0	1-0
Penalties-Yards	9-63	6-45
Third-Down Conversions	5-14	5-11
Fourth-Down Conversions	1-2	1-2
Red-Zone Scores-Chances	3-3	6-6
Sacks By-Yards Lost	1-4	4-25
Time of Possession	29:36	30:24

INDIVIDUAL STATISTICS

RUSHING - Maryland: Hills 25-170-2, Brown 5-30-1, Ross 7-29-0, Moore 1-9-0, L. Jacobs 1-9-0, Likely 1-8-0, Johnson 2-(-)-0; OSU: Elliott 21-106-2, Barrett 12-62-3, Jones 6-19-0, Miller 3-11-0, Dunn 1-10-0, Samuel 1-1-0.

PASSING - Maryland: Hills 10-27-2-133-1; OSU: Jones 21-28-0-291-2, Barrett 2-2-0-26-0.

RECEIVING - Maryland: L. Jacobs 4-26-0, Moore 3-64-1, Lane 1-16-0, Edwards 1-14-0, T. Jacobs 1-13-0; OSU: Thomas 7-107-0, Elliott 6-47-0, Miller 5-79-1, Marshall 4-78-1, Wilson 1-6-0.

TACKLES - Maryland: Nixon 7-4-11, Carter 4-5-9, Brooks 3-6-9, Davis 5-2-7, Burkett 4-1-5, Thompson 3-2-5, Hendy 1-4-5, Likely 1-4-5, Ngakoue 2-2-4, Aniebonam 2-2-4, Jefferson 3-0-3, Ross 2-0-2, Ezeagwu 2-0-2, Ukandu 1-1-2, Walker 1-1-2, Opara 0-2-2, Moore 1-0-1, Kulka 0-1-1, Hill 0-1-1; OSU: McMillan 6-2-8, Bell 5-3-8, Perry 6-1-7, Lewis 3-2-5, Powell 3-1-4, Booker 2-2-4, Conley 3-0-3, Washington 2-1-3, Worley 2-1-3, Lee 1-2-3, Fada 1-0-1, Lattimore 1-0-1, Schutt 1-0-1, Ward 1-0-1, Bosa 1-0-1, McLaurin 1-0-1, Hale 0-1-1, Hooker 0-1-1, Apple 0-1-1.



Junior Perry Hills ran for 170 yards on the ground - a Maryland record for a quarterback.